



# KNOCKOUTS

**WANT SPEED? TRY THE GREENLEE SPEED PUNCH® SYSTEM.**  
**WANT SELF CENTERING? SLUG SPLITTER® / SLUG-BUSTER® SC.**  
**WANT SIZE? LARGE-DIAMETER STAINLESS STEEL KNOCKOUTS.**  
**WANT THE WIDEST RANGE OF FAST, RELIABLE KNOCKOUTS?**  
**TRY GREENLEE.**











## *Contents*

|  |     |
|--|-----|
| Battery-Powered Knockout Kits          | 62  |
| SPEED PUNCH® Knockouts                 | 64  |
| Slug Splitter® SC Knockout Kits        | 70  |
| Knockouts For Stainless Steel          | 72  |
| Slug-Buster® Hydraulic Knockout Kits   | 74  |
| Slug-Buster® Knockouts                 | 80  |
| Slug-Buster® Knockouts                 | 84  |
| Standard Hydraulic Knockout Punch Kits | 86  |
| Standard Knockout Punch Sets           | 88  |
| Standard Knockout Punches              | 91  |
| Special Application Punches            | 93  |
| Draw Studs For Knockouts               | 97  |
| Knockout Accessories Usage             | 102 |
| Stud Punches                           | 103 |
| C-Frame Punches                        | 105 |
| Manual Hydraulic Pumps                 | 106 |
| Hydraulic Pump Accessories             | 107 |



# SELECTION GUIDES

## Holemaking Selection Guide

| MATERIAL TYPE  | MATERIAL THICKNESS | NUMBER OF HOLES | PRODUCTS                           | APPLICATION CONSIDERATIONS  |
|--|--------------------|-----------------|------------------------------------|---|
| Steel<br>   | 10GA               | Highest         | Slug Splitter® SC Punches          | Maximum durability and universal material usage<br>Maximum hole size 4-1/2 inches |
|  | 10GA               | High            | SPEED PUNCH® Punches               | Maximum hole size 4-1/2 inches  |
|  | 10GA               | High            | Slug-Buster® Punches               | Maximum hole size 2-3/8 inches  |
|  | 10GA               | High            | Standard Punches                   | Maximum hole size 6-3/8 inches  |
|  | 10GA               | Medium-High     | Ultra Cutters                      | Maximum hole size 2-1/2 inches  |
|  | 8GA                | High            | Carbide-Tipped Hole Cutters        | Maximum hole size 3 inches  |
|  | 10GA               | Medium-High     | Step Bits                          | Maximum hole size 1-3/8 inches  |
| Stainless Steel<br>   | 10GA               | Highest         | Slug Splitter® SC Punches          | Maximum durability and universal material usage<br>Maximum hole size 2-3/8 inches |
|  | 10GA               | Highest         | Lrg. Dia. Punches for Stainless    | Hole size 2-1/2 – 4 inches  |
|  | 9GA                | Medium-High     | Quick Change Carbide-Tipped Cutter | Maximum hole size 3 inches, quick change cutting heads                            |
|  | 8GA                | Medium-High     | Carbide-Tipped Hole Cutters        | Maximum hole size 2-1/2 inches  |
| Wood<br>  | 18"                | High            | Nail Eater™ RT                     | Cuts through nails, good chip removal, Max hole size 1 inch                       |
|  | 18"                | High            | Nail Eater II™ Bits                | Cuts through nails, good chip removal, Max hole size 1-1/4 inches                 |
|  | 2–2 x 4's          | High            | E-Z Bore® Bits                     | Self feed screw for hard or soft woods, Max hole size 4-5/8 inches                |
|  | 2 x 4              | High            | Step Bits                          | Maximum hole size 1-3/8 inches, low chip removal                                  |
|  | 16"                | Medium          | Spade Bits                         | Maximum hole size 1-1/2 inches  |
|  | 1-5/8" or 2 x 4    | High            | Hole Saws                          | Maximum hole size 6 inches  |
| Aluminum<br>  | 10GA               | Highest         | Slug Splitter® SC Punches          | Maximum durability and universal material usage<br>Maximum hole size 2-3/8 inches |
|  | 10GA               | High            | SPEED PUNCH® Punches               | Maximum hole size 2-3/8 inches  |
|  | 10GA               | High            | Slug-Buster® Punches               | Maximum hole size 2-3/8 inches  |
|  | 10GA               | High            | Standard Punches                   | Maximum hole size 6-3/8 inches  |
|  | 10GA               | High            | Ultra Cutters                      | Maximum hole size 2-1/2 inches  |
|  | 10GA               | High            | Step Bits                          | Maximum hole size 1-3/8 inches  |
| Fiberglass/Plastic<br><br> | approx. 1/8"       | Highest         | Slug Splitter® SC Punches          | Maximum durability and universal material usage<br>Maximum hole size 4-1/2 inches |
|  | approx. 1/8"       | High            | SPEED PUNCH® Punches               | Maximum hole size 4-1/2 inches  |
|  | approx. 1/8"       | High            | Slug-Buster® Punches               | Maximum hole size 2-3/8 inches  |
|  | approx. 1/8"       | High            | Standard Punches                   | Maximum hole size 6-3/8 inches  |
|  |                    | High            | Ultra Cutters                      | Maximum hole size 2-1/2 inches  |
|  | 1-5/8"             | Medium-High     | Step Bits                          | Maximum hole size 1-3/8 inches  |
| Drywall/Ceiling Tile<br>  | 7/8"               | High            | Recessed Light Hole Saws           | Replaceable blades  |
|  | 7/8"               | Medium-Low      | Quick Cutter                       | Adjustable or fixed, sprinkler heads or lighting                                  |
|  | 7/8"               | Medium          | Keyhole Saw                        | Non-round holes   |
| Quazite®* Enclosures   | approx. 1/8"       | High            | Slug-Buster® Punches               |   |
|  |                    | High            | Carbide-Grit Hole Saws             |   |
| Cement Board/Hardy Board Siding  |                    | High            | Carbide-Grit Hole Saws             |   |
| Existing Wall  |                    |                 | D'versibits®                       | Remodeling, phone, cable, alarm installation                                      |
| Non-Round Hole<br>  |                    | High            | Non-Round Punches                  | Square, rectangular, electronic connector holes                                   |
|  |                    | Medium          | Reciprocating Blades               |   |
| Metric & Non-Conduit Sizes   | 16-10GA            | High            | Standard Punches                   |   |
| Metal Studs  | 20GA               |                 | Stud Punches                       |   |

## Knockout Punch Selection Guide



| DRIVER TYPE                        | DRIVE METHOD                          | CAPACITY  | SIZE RANGE AVAILABLE                                 |
|------------------------------------|---------------------------------------|---|--|
| SPEED PUNCH®                       | Hydraulic or Battery                  | Mild steel up thru 10 gauge (3.5 mm)                    | 1.115" through 2.416" dia. (28.3 mm through 61.4 mm) |
| Slug Splitter® & Slug Splitter® SC | Ratchet, Hydraulic or Battery         | Stainless steel or mild steel up thru 10 gauge (3.5 mm) | .598" through 2.526" dia. (15.2 mm through 64 mm)    |
| Slug-Buster® & Slug-Buster® SC     | Manual, Ratchet, Hydraulic or Battery | Mild steel up thru 10 gauge (3.5 mm)                    | .492" through 2.52" dia. (12.5 mm through 64.0 mm)   |
| Standard Round                     | Manual, Ratchet, Hydraulic or Battery | Mild steel up thru 10 gauge (3.5 mm)                    | .500" through 6.375" dia. (12.7 through 161.9 mm)    |

## Knockout Punch Driver Selection Guide



| DRIVER TYPE                                 | DESCRIPTION  | AVAILABLE DRIVER KITS  |
|---|--|--|
| Battery-Powered Driver (18V Li-Ion Battery) | <ul style="list-style-type: none"> <li>Punch holes from any angle with the 360° rotating head</li> <li>Punches up to 6" holes in 14 gauge mild steel and 2" holes in 14 gauge stainless steel</li> <li>Slim, compact and lightweight design for reduced fatigue and easy control</li> <li>Automatic retraction prevents damage to punch and die</li> <li>One trigger controls all tool functions, no additional manual work required</li> <li>LED light illuminates dark work areas</li> </ul> | SPEED PUNCH® Punches<br>Slug Splitter® Punches<br>Slug-Buster® Punches   |
| Hand Pump Hydraulic Driver with Ram         | <ul style="list-style-type: none"> <li>Foot operation frees both hands to operate punch.</li> <li>Powerful hydraulic ram develops 11 tons of hydraulic force</li> <li>Punches up through 10 gauge (3.5 mm) mild steel with Greenlee Speed Punch®, Slug-Buster® and standard knockout punches and 10 gauge (3.5 mm) stainless steel with Greenlee Slug Splitter® SC knockout punches</li> </ul>   | Slug Splitter® SC Punches<br>Slug-Buster® Punches<br>Standard Punches  |
| Foot Pump Hydraulic Driver with Ram         | <ul style="list-style-type: none"> <li>Powerful hydraulic ram develops 11 tons of hydraulic force</li> <li>Punches up through 10 gauge (3.5 mm) mild steel with Greenlee Speed Punch®, Slug-Buster® and standard knockout punches and 10 gauge (3.5 mm) stainless steel with Greenlee Slug Splitter® SC knockout punches</li> </ul>  | Slug-Buster® Punches   |
| Quick Draw® Hydraulic Driver                | <ul style="list-style-type: none"> <li>Quick Draw driver is perfect for fast, straight-on panel punching</li> </ul>  | <ul style="list-style-type: none"> <li>Develops 8 tons of hydraulic force for easy punching</li> <li>Punches up through 10 gauge (3.5 mm) mild steel with Greenlee SPEED PUNCH®, Slug-Buster® and standard knockout punches and 10 gauge (3.5 mm) stainless steel with Greenlee Slug Splitter® SC knockout punches</li> </ul> SPEED PUNCH® Punches<br>Slug-Buster® Punches |
| Quick Draw 90° Hydraulic Driver             | <ul style="list-style-type: none"> <li>Quick Draw 90 right-angle design allows greater versatility in tight spaces</li> </ul>  |  |
| Quick Draw® Flex Hydraulic Driver           | <ul style="list-style-type: none"> <li>Quick Draw Flex allows unlimited driver orientation</li> </ul>  |  |
| Manual Ratchet Driver                       | <ul style="list-style-type: none"> <li>Unique punch profile splits slugs allowing easy slug removal</li> <li>1" Hex Ratchet Wrench allows use with both 3/8" (19.1 mm) and 3/4" (9.5 mm) draw studs</li> <li>Slug-Buster® Punches available in sizes up thru 2.52" (64.0 mm)</li> <li>Standard round punches available up to 5 5/8" (144.1 mm)</li> </ul>  | Slug-Buster® Punches<br>Slug-Buster® Metric Punches<br>Standard Metric Punches   |

# BATTERY-POWERED KNOCKOUT KITS

## LS100 & LS50 Battery-Powered Knockout Punch Drivers



A PRODUCT VIDEO IS AVAILABLE, SCAN THIS QR CODE OR VISIT: [www.youtube.com/GreenleeDEMO](http://www.youtube.com/GreenleeDEMO)

**NEW PRODUCT**

AVAILABLE AS **BARE TOOL**



LS100

**1. COMPATIBLE**

Works with all Greenlee Knockouts including SPEED PUNCH®, SLUG-BUSTER®, and SLUG SPLITTER®

**2. 360° ROTATING HEAD**

Punches at any angle

**3. "AUTO STOP" TECHNOLOGY**

Prevents damage to punch and die

**4. LIGHTWEIGHT**

Ergonomic design provides easy one-handed operation

**5. COMPACT**

Fits into tight spaces

**6. LED Light**

Improves visibility, illuminates dark work areas

**7. POWERFUL 18V Li-Ion Battery**

Long lasting and charges in 30 minutes



LS50

## Battery-Hydraulic Knockout Kits

**NEW PRODUCT**



| CAT. NO.               | UPC NO. | DESCRIPTION      | KNOCKOUT SIZE | MATERIAL TYPE   |
|------------------------|---------|------------------|---------------|-----------------|
| <b>N</b> LS100L11SB4SP | 03143   | SPEED PUNCH®     | 1/2" to 4"    | MILD STEEL      |
| <b>N</b> LS100L11SBSP  | 03384   | SPEED PUNCH®     | 1/2" to 2"    |                 |
| LS50L11SBSP            | 02257   | SPEED PUNCH®     | 1/2" to 2"    |                 |
| <b>N</b> LS100L11SB4   | 03142   | Standard Punches | 1/2" to 4"    |                 |
| <b>N</b> LS100L11SB    | 03388   | Standard Punches | 1/2" to 2"    |                 |
| LS50L11B               | 04956   | Standard Punches | 1/2" to 2"    | STAINLESS STEEL |
| <b>N</b> LS100L11SS4   | 03150   | Standard Punches | 1/2" to 4"    |                 |
| <b>N</b> LS100L11SSSP  | 03148   | SPEED PUNCH®     | 1/2" to 2"    |                 |
| <b>N</b> LS100L11SS    | 03145   | Standard Punches | 1/2" to 2"    |                 |

| SPECIFICATIONS                      | LS100            | LS50            |
|-------------------------------------|------------------|-----------------|
| <b>Weight (driver with battery)</b> | 5.8 LBS(2.6 KG)  | 4.7 LBS(2.1 KG) |
| <b>Maximum Punch Force</b>          | 11 Tons (130 kN) | 6 Tons (60 kN)  |
| <b>Max Round Punch Size –</b>       |                  |                 |
| <b>Mild Steel - 10GA</b>            | 4" Conduit       | 2" Conduit      |
| <b>Mild Steel - 12GA</b>            | 6" Conduit       | -               |
| <b>Stainless Steel - 10GA</b>       | 3" Conduit       | 1-1/4" Conduit  |
| <b>Stainless Steel - 12GA</b>       | 4" Conduit       | -               |
| <b>Lithium Ion Battery</b>          | (2) 18V, 3.0 Ah  | (1) 18V, 1.5 Ah |
| <b>Charging Time</b>                | 30 Minutes       | 15 Minutes      |

## Replacement Parts & Accessories for the LS100 & LS50



| CAT. NO.            | UPC NO. | DESCRIPTION                                   |
|---------------------|---------|---|
| <b>N</b> LS100L11A  | 03141   | LS100 driver with batteries, charger and case |
| <b>N</b> LS100LB    | 03138   | LS100 driver only with case                   |
| LS50L11A            | 04951   | LS50 driver with battery, charger and case    |
| LS50LB              | 01131   | LS50 driver only with case                    |
| <b>R</b> KK100LFLEX | 03151   | Replacement Case for LS100 kits               |
| <b>R</b> KK50LFLEX  | 00185   | Replacement Case for LS50 kits                |
| <b>R</b> 52176      | 52176   | 3.0Ah Li-ion Battery                          |
| <b>R</b> 52177      | 52177   | 1.5Ah Li-ion Battery                          |
| <b>R</b> 52178      | 52178   | 120V AC Charger                               |
| <b>R</b> 52180      | 52179   | 12V DC Charger                                |
| <b>R</b> EAC18120   | 52191   | Corded AC Adapter                             |

# SPEED PUNCH® KNOCKOUTS



## SAVE TIME AND MONEY WITH EVERY PUNCH!

From the leaders in knockout technology comes the new SPEED PUNCH® System. The patent pending “no-thread” design eliminates cross-threading, while the innovative SPEED LOCK mechanism quickly secures the punch in place. This means longer tool life and faster punches, saving you time and money on the job. SPEED PUNCH® is available in 1/2” - 4” conduit sizes and three kit configurations.



A PRODUCT VIDEO IS AVAILABLE, SCAN THIS QR CODE OR VISIT:

[www.youtube.com/GreenleeDEMO](http://www.youtube.com/GreenleeDEMO)

\* Compared to standard threaded punch & draw stud set-up and disassembly.



### SPECIFICATIONS


|                    |   |
|--------------------|---|
| <b>Capacity</b>    | Mild steel up through 10 gauge (3.5 mm)   |
| <b>Application</b> | Mild steel, fiberglass and plastic enclosures   |
| <b>Hole Sizes</b>  | Conduit Sizes - Hole size is outside diameter of US conduit sizes. Example: 3/4" conduit size actually makes a 1-3/32" hole<br>Pg Sizes - European standard pipe sizes<br>ISO Sizes - International Standards Organization pipe sizes |
| <b>Operation</b>   | Operate with manual-hydraulic and battery-hydraulic drivers   |

**STANDARD DRAW STUD END**  
Works with existing hydraulic and battery-operated punch drivers

**RUGGED GROOVES**  
Holds up on the job – no more damaged threads

**NO THREAD PUNCH**  
Easily slides on/off draw stud

**SPEED LOCK**  
Quickly secures the system in place – more holes, less time.



It's as simple as:

**“No-thread” punch design quickly and easily slides on/off draw stud: The fastest punch system on the market today.**



**1 SLIDE**  
Slide die and punch onto draw stud: “No-thread” design eliminates cross-threading.



**2 SECURE**  
Secure SPEED LOCK onto draw stud: Faster setup and disassembly.



**3 PUNCH**  
Punch hole: Save time and money with every punch!

## Mild Steel SPEED PUNCH® Knockout System



See below for kit contents

- Available in 1/2" to 4" conduit sizes
- Punch up to 10 gauge (3.5 mm) mild steel, aluminum, fiberglass, and plastic
- Use with hydraulic and battery-powered drivers
- Knockouts Made in the USA



## Stainless Steel SPEED PUNCH® Knockout System



See page 68 for kit contents

- Available in 1/2" to 2" conduit sizes
- Punch up to 10 gauge (3.5 mm) stainless and mild steel
- Use with hydraulic and battery-powered drivers
- Knockouts Made in the USA



## Oiltight SPEED PUNCH® Knockout System



See page 69 for kit contents

- Available in 22mm & 30mm notched hole sizes
- Punch up to 12 gauge (2.5 mm) mild steel, aluminum, fiberglass, and plastic
- Use with hydraulic and battery-powered drivers
- Knockouts Made in the USA



## Metric ISO-16 to ISO-63 SPEED PUNCH® Knockout System



See page 69 for kit contents

- Available in 22mm & 30mm notched hole sizes
- Punch up to 12 gauge (2.5 mm) mild steel, aluminum, fiberglass and plastic
- Use with hydraulic and battery-powered drivers
- Knockouts Made in the USA



## SPEED PUNCH® Knockout Kits for Mild Steel

**NEW PRODUCT**



LS100L11SB4SP

- Available in 1/2" to 4" conduit sizes
- Punch up to 10 gauge (3.5mm) mild steel
- Use with manual-hydraulic and battery-hydraulic knockout drivers
- Knockouts Made in the USA



| CAT. NO.               | UPC NO. | DESCRIPTION   |
|------------------------|---------|---|
| <b>N</b> LS100L11SB4SP | 03143   | LS100/SPEED PUNCH® Kit, Mild Steel, 1/2" to 4"      |
| <b>N</b> LS100L11SBSP  | 03384   | LS100/SPEED PUNCH® Kit, Mild Steel, 1/2" to 2"      |
| LS50L11SBSP            | 02257   | LS50/SPEED PUNCH® Kit, Mild Steel, 1/2" to 2"       |
| 7310SBSP               | 01716   | Hydraulic SPEED PUNCH® Kit, Mild Steel, 1/2" to 4"  |
| 7304SP                 | 01715   | SPEED PUNCH® Set, Mild Steel, 2-1/2" to 4"          |
| 7908SBSP               | 02258   | Quick Draw SPEED PUNCH® Kit, Mild Steel, 1/2" to 2" |
| 7907SBSP               | 02259   | SPEED PUNCH® Set, Mild Steel, 1/2" to 2"            |

## SPEED PUNCH® Knockout Kits with Battery-Hydraulic Driver for Mild Steel - Parts List

| CAT. NO.       | UPC NO. | DESCRIPTION                         | CONDUIT<br>& PIPE<br>SIZE | HOLE SIZE |       | LS100L11SB4SP | LS100L11SBSP | LS50L11SBSP |
|----------------|---------|-------------------------------------|---------------------------|-----------|-------|---------------|--------------|-------------|
|                |         |                                     |                           | ACTUAL    |       |               |              |             |
|                |         |                                     |                           | Ø INCH    | Ø MM  |               |              |             |
| 7212SP-1/2P    | 01652   | Punch, 1/2", SPEED PUNCH            | 1/2"                      | 0.885     | 22.5  | ✓             | ✓            | ✓           |
| 7212SP-1/2D    | 01653   | Die, 1/2", SPEED PUNCH              |                           |           |       | ✓             | ✓            | ✓           |
| 7212SP-3/4P    | 00952   | Punch, 3/4", SPEED PUNCH            | 3/4"                      | 1.1155    | 28.3  | ✓             | ✓            | ✓           |
| 7212SP-3/4D    | 09279   | Die, 3/4", SPEED PUNCH              |                           |           |       | ✓             | ✓            | ✓           |
| 7212SP-1-7/32P | 01658   | Punch, 1-7/32", SPEED PUNCH         | -                         | 1.2105    | 30.5  |               |              |             |
| 7212SP-1-7/32D | 01660   | Die, 1-7/32", SPEED PUNCH           |                           |           |       |               |              |             |
| 7212SP-1P      | 00953   | Punch, 1", SPEED PUNCH              | 1"                        | 1.3625    | 34.6  | ✓             | ✓            | ✓           |
| 7212SP-1D      | 09280   | Die, 1", SPEED PUNCH                |                           |           |       | ✓             | ✓            | ✓           |
| 7212SP-1-1/4P  | 00955   | Punch, 1-1/4", SPEED PUNCH          | 1-1/4"                    | 1.7015    | 43.2  | ✓             | ✓            | ✓           |
| 7212SP-1-1/4D  | 09281   | Die, 1-1/4", SPEED PUNCH            |                           |           |       | ✓             | ✓            | ✓           |
| 7212SP-1-1/2P  | 09282   | Punch, 1-1/2", SPEED PUNCH          | 1-1/2"                    | 1.9515    | 49.6  | ✓             | ✓            | ✓           |
| 7212SP-1-1/2D  | 00956   | Die, 1-1/2", SPEED PUNCH            |                           |           |       | ✓             | ✓            | ✓           |
| 7212SP-2P      | 09283   | Punch, 2", SPEED PUNCH              | 2"                        | 2.4165    | 61.5  | ✓             | ✓            | ✓           |
| 7212SP-2D      | 00957   | Die, 2", SPEED PUNCH                |                           |           |       | ✓             | ✓            | ✓           |
| 7212SP-2-1/2P  | 01629   | Punch, 2-1/2", SPEED PUNCH          | 2-1/2"                    | 2.9145    | 74.0  | ✓             |              |             |
| 7212SP-2-1/2D  | 01642   | Die, 2-1/2", SPEED PUNCH            |                           |           |       | ✓             |              |             |
| 7212SP-3P      | 01644   | Punch, 3", SPEED PUNCH              | 3"                        | 3.5395    | 89.9  | ✓             |              |             |
| 7212SP-3D      | 01645   | Die, 3", SPEED PUNCH                |                           |           |       | ✓             |              |             |
| 7212SP-3-1/2P  | 01646   | Punch, 3-1/2", SPEED PUNCH          | 3-1/2"                    | 4.0115    | 102.7 | ✓             |              |             |
| 7212SP-3-1/2D  | 01647   | Die, 3-1/2", SPEED PUNCH            |                           |           |       | ✓             |              |             |
| 7212SP-4P      | 01650   | Punch, 4", SPEED PUNCH              | 4"                        | 4.5445    | 115.4 | ✓             |              |             |
| 7212SP-4D      | 01651   | Die, 4", SPEED PUNCH                |                           |           |       | ✓             |              |             |
| 7212SP11       | 10002   | Draw Stud, SPEED PUNCH 3/4" x 4.77" |                           |           |       |               |              | ✓           |
| 7212SP12       | 00979   | Draw Stud, SPEED PUNCH 3/4" x 5.64" |                           |           |       | ✓             | ✓            |             |
| 7212SP13       | 01654   | Draw Stud, SPEED PUNCH 3/8" x 4.70" |                           |           |       | ✓             | ✓            |             |
| 7212SP14       | 01655   | Draw Stud, SPEED PUNCH 3/8" x 3.83" |                           |           |       |               |              | ✓           |
| SP-LOCK        | 09277   | Speed Lock, 3/4"                    |                           |           |       | ✓             | ✓            | ✓           |
| SP-LOCK2       | 01657   | Speed Lock, 3/8"                    |                           |           |       | ✓             | ✓            | ✓           |
| 7212AA1        | 03374   | Sleeve Adapter, 746                 |                           |           |       |               |              |             |
| 7212AA2        | 03367   | Sleeve Adapter, LS Tools            |                           |           |       | 2             |              |             |
| 34403          | 34403   | Step Bit, 7/8"                      |                           |           |       | ✓             | ✓            | ✓           |
| LS100LB        | LS100LB | LS100 tool only (includes case)     |                           |           |       | ✓             | ✓            |             |
| LS50LB         | LS50LB  | LS50 tool only (includes case)      |                           |           |       |               |              | ✓           |
| 746            | 17091   | Hydraulic Ram                       |                           |           |       |               |              |             |
| 06302          | 06302   | High Pressure Hose - 1/4" x 3'      |                           |           |       |               |              |             |
| 767            | 17091   | Hydraulic Hand Pump                 |                           |           |       |               |              |             |
| 33786          | 33786   | QuickDraw Driver, Right Angle       |                           |           |       |               |              |             |
| 52176          | 52176   | 18V 3.0Ah Li-ion Battery            |                           |           |       | 2             | 2            |             |
| 52177          | 52177   | 18V 1.5Ah Li-ion Battery            |                           |           |       |               |              | 2           |
| 52177          | 52177   | 120V Charger                        |                           |           |       | ✓             | ✓            | ✓           |
| KK100LFLEX     |         | Case for LS100 kits                 |                           |           |       | ✓             | ✓            |             |
| KK50LFLEX      |         | Case for LS50 kits                  |                           |           |       |               |              | ✓           |

For more details on Greenlee's new LS100 and LS50 Knockout Drivers and Kits please refer to page 65



## SPEED PUNCH® Knockout Kits with Manual-Hydraulic Driver for Mild Steel - Parts List

| CAT. NO.       | UPC NO. | DESCRIPTION                         | CONDUIT<br>& PIPE<br>SIZE | HOLE SIZE |       | 7310SBSP | 7304SP | 7908SBSP |
|----------------|---------|-------------------------------------|---------------------------|-----------|-------|----------|--------|----------|
|                |         |                                     |                           | ACTUAL    |       |          |        |          |
|                |         |                                     |                           | Ø INCH    | Ø MM  |          |        |          |
| 7212SP-1/2P    | 01652   | Punch, 1/2", SPEED PUNCH            | 1/2"                      | 0.885     | 22.5  | ✓        |        | ✓        |
| 7212SP-1/2D    | 01653   | Die, 1/2", SPEED PUNCH              |                           |           |       | ✓        |        | ✓        |
| 7212SP-3/4P    | 00952   | Punch, 3/4", SPEED PUNCH            | 3/4"                      | 1.1155    | 28.3  | ✓        |        | ✓        |
| 7212SP-3/4D    | 09279   | Die, 3/4", SPEED PUNCH              |                           |           |       | ✓        |        | ✓        |
| 7212SP-1-7/32P | 01658   | Punch, 1-7/32", SPEED PUNCH         | -                         | 1.2105    | 30.5  |          |        |          |
| 7212SP-1-7/32D | 01660   | Die, 1-7/32", SPEED PUNCH           |                           |           |       |          |        |          |
| 7212SP-1P      | 00953   | Punch, 1", SPEED PUNCH              | 1"                        | 1.3625    | 34.6  | ✓        |        | ✓        |
| 7212SP-1D      | 09280   | Die, 1", SPEED PUNCH                |                           |           |       | ✓        |        | ✓        |
| 7212SP-1-1/4P  | 00955   | Punch, 1-1/4", SPEED PUNCH          | 1-1/4"                    | 1.7015    | 43.2  | ✓        |        | ✓        |
| 7212SP-1-1/4D  | 09281   | Die, 1-1/4", SPEED PUNCH            |                           |           |       | ✓        |        | ✓        |
| 7212SP-1-1/2P  | 09282   | Punch, 1-1/2", SPEED PUNCH          | 1-1/2"                    | 1.9515    | 49.6  | ✓        |        | ✓        |
| 7212SP-1-1/2D  | 00956   | Die, 1-1/2", SPEED PUNCH            |                           |           |       | ✓        |        | ✓        |
| 7212SP-2P      | 09283   | Punch, 2", SPEED PUNCH              | 2"                        | 2.4165    | 61.5  | ✓        |        | ✓        |
| 7212SP-2D      | 00957   | Die, 2", SPEED PUNCH                |                           |           |       | ✓        |        | ✓        |
| 7212SP-2-1/2P  | 01629   | Punch, 2-1/2", SPEED PUNCH          | 2-1/2"                    | 2.9145    | 74.0  | ✓        | ✓      |          |
| 7212SP-2-1/2D  | 01642   | Die, 2-1/2", SPEED PUNCH            |                           |           |       | ✓        | ✓      |          |
| 7212SP-3P      | 01644   | Punch, 3", SPEED PUNCH              | 3"                        | 3.5395    | 89.9  | ✓        | ✓      |          |
| 7212SP-3D      | 01645   | Die, 3", SPEED PUNCH                |                           |           |       | ✓        | ✓      |          |
| 7212SP-3-1/2P  | 01646   | Punch, 3-1/2", SPEED PUNCH          | 3-1/2"                    | 4.0115    | 102.7 | ✓        | ✓      |          |
| 7212SP-3-1/2D  | 01647   | Die, 3-1/2", SPEED PUNCH            |                           |           |       | ✓        | ✓      |          |
| 7212SP-4P      | 01650   | Punch, 4", SPEED PUNCH              | 4"                        | 4.5445    | 115.4 | ✓        | ✓      |          |
| 7212SP-4D      | 01651   | Die, 4", SPEED PUNCH                |                           |           |       | ✓        | ✓      |          |
| 7212SP11       | 10002   | Draw Stud, SPEED PUNCH 3/4" x 4.77" |                           |           |       |          | ✓      | ✓        |
| 7212SP12       | 00979   | Draw Stud, SPEED PUNCH 3/4" x 5.64" |                           |           |       | ✓        | ✓      |          |
| 7212SP13       | 01654   | Draw Stud, SPEED PUNCH 3/8" x 4.70" |                           |           |       | ✓        |        |          |
| 7212SP14       | 01655   | Draw Stud, SPEED PUNCH 3/8" x 3.83" |                           |           |       |          |        | ✓        |
| SP-LOCK        | 09277   | Speed Lock, 3/4"                    |                           |           |       | ✓        | ✓      | ✓        |
| SP-LOCK2       | 01657   | Speed Lock, 3/8"                    |                           |           |       | ✓        |        | ✓        |
| 7212AA1        | 03374   | Sleeve Adapter, 746                 |                           |           |       | 2        | 2      |          |
| 7212AA2        | 03367   | Sleeve Adapter, LS Tools            |                           |           |       |          | 2      |          |
| 34403          | 34403   | Step Bit, 7/8"                      |                           |           |       | ✓        |        | ✓        |
| 746            | 17091   | Hydraulic Ram                       |                           |           |       | ✓        |        |          |
| 06302          | 06302   | High Pressure Hose - 1/4" x 3'      |                           |           |       | ✓        |        |          |
| 767            | 13284   | Hydraulic Hand Pump                 |                           |           |       | ✓        |        |          |
| 33786          | 33786   | QuickDraw Driver, Right Angle       |                           |           |       |          |        | ✓        |
| 05387          | 05387   | Case for 7310 Sets                  |                           |           |       | ✓        |        |          |
| 02868          | 02868   | Case for 7908SBSP                   |                           |           |       |          |        | ✓        |

For more details on Greenlee's new LS100 and LS50 Knockout Drivers and Kits please refer to page 65

## SPEED PUNCH® Knockout Kit for Stainless Steel

**NEW  
PRODUCT**



LS100L1SSSP

- Available in 1/2" to 2" conduit sizes
- Punch up to 10 gauge (3.5mm) stainless and mild steel
- Use with manual-hydraulic and battery-hydraulic knockout drivers
- Knockouts Made in the USA



| CAT. NO.             | UPC NO. | DESCRIPTION                                       |
|----------------------|---------|---|
| <b>N</b> LS100L1SSSP | 03148   | LS100/SPEED PUNCH Kit, Stainless Steel, 1/2" - 2" |
| 7307SP               | 01720   | SPEED PUNCH Set, Stainless Steel, 1/2" - 2"       |



7307SP

## SPEED PUNCH® Knockout Kits for Stainless Steel - Parts List

| CAT. NO       | UPC NO. | DESCRIPTION                         | CONDUIT & PIPE SIZE | HOLE SIZE |      | LS100L1SSSP | 7307SP |
|---------------|---------|-------------------------------------|---------------------|-----------|------|-------------|--------|
|               |         |                                     |                     | ACTUAL    |      |             |        |
|               |         |                                     |                     | Ø INCH    | Ø MM |             |        |
| 745SP-1/2P    | 01661   | SPEED PUNCH Punch, SS, 1/2"         | 1/2"                | 0.885     | 22.5 | ✓           | ✓      |
| 745SP-1/2D    | 01662   | SPEED PUNCH Die, SS, 1/2"           |                     |           |      | ✓           | ✓      |
| 745SP-3/4P    | 01663   | SPEED PUNCH Punch, SS, 3/4"         | 3/4"                | 1.115     | 28.3 | ✓           | ✓      |
| 745SP-3/4D    | 01665   | SPEED PUNCH Die, SS, 3/4"           |                     |           |      | ✓           | ✓      |
| 745SP-1-7/32P | 01667   | SPEED PUNCH Punch, SS, 1-7/32"      | -                   | 1.210     | 30.5 | ✓           | ✓      |
| 745SP-1-7/32D | 01668   | SPEED PUNCH Die, SS, 1-7/32"        |                     |           |      | ✓           | ✓      |
| 745SP-1P      | 01669   | SPEED PUNCH Punch, SS, 1"           | 1"                  | 1.362     | 34.6 | ✓           | ✓      |
| 745SP-1D      | 01670   | SPEED PUNCH Die, SS, 1"             |                     |           |      | ✓           | ✓      |
| 745SP-1-1/4P  | 01671   | SPEED PUNCH Punch, SS, 1-1/4"       | 1-1/4"              | 1.701     | 43.2 | ✓           | ✓      |
| 745SP-1-1/4D  | 01672   | SPEED PUNCH Die, SS, 1-1/4"         |                     |           |      | ✓           | ✓      |
| 745SP-1-1/2P  | 02531   | SPEED PUNCH Punch, SS, 1-1/2"       | 1-1/2"              | 1.951     | 49.6 | ✓           | ✓      |
| 745SP-1-1/2D  | 01678   | SPEED PUNCH Die, SS, 1-1/2"         |                     |           |      | ✓           | ✓      |
| 745SP-2P      | 01679   | SPEED PUNCH Punch, SS, 2"           | 2"                  | 2.416     | 61.5 | ✓           | ✓      |
| 745SP-2D      | 01681   | SPEED PUNCH Die, SS, 2"             |                     |           |      | ✓           | ✓      |
| 7212SP21      | 01682   | Draw Stud, SPEED PUNCH 3/4" x 5.84" |                     |           |      | ✓           |        |
| 7212SP22      | 01683   | Draw Stud, SPEED PUNCH 3/8" x 4.70" |                     |           |      | ✓           |        |
| 7212SP23      | 01724   | Draw Stud, SPEED PUNCH 3/4" x 5.02" |                     |           |      |             | ✓      |
| 7212SP24      | 02276   | Draw Stud, SPEED PUNCH 3/8" x 3.83" |                     |           |      |             | ✓      |
| SP-LOCK       | 09277   | Speed Lock, 3/4"                    |                     |           |      | ✓           | ✓      |
| SP-LOCK2      | 01657   | Speed Lock, 3/8"                    |                     |           |      | ✓           | ✓      |
| LS100LB       | LS100LB | LS100 Tool only (includes case)     |                     |           |      | ✓           |        |
| 52176         | 52176   | Battery, 18V 3.0Ah Li-Ion           |                     |           |      | ✓           |        |
| 52178         | 52178   | 120V Charger                        |                     |           |      | ✓           |        |
| KK100LFLEX    |         | Case for LS100 Kits                 |                     |           |      | ✓           |        |

For more details on Greenlee's new LS100 and LS50 Knockout Drivers and Kits please refer to page 65

## SPEED PUNCH® Knockout Set - Oiltight Punches with Notches



- Pushbutton knockouts
- Available in 22.5mm & 30.5mm notched hole sizes
- Punch up to 12 gauge (2.5mm) mild steel, aluminum, fiberglass and plastic
- Use with manual-hydraulic and battery-hydraulic knockout drivers
- Oiltight SPEED PUNCH® units include punch, die, draw stud and speed lock

| CAT. NO.     | UPC NO. | DESCRIPTION                              |
|--------------|---------|--|
| 7212SP-PB22U | 02260   | Oiltight Punch Unit, 22.5mm, SPEED PUNCH |
| 7212SP-PB30U | 02263   | Oiltight Punch Unit, 30.5mm, SPEED PUNCH |

| KEY | CAT. NO.     | UPC NO. | DESCRIPTION                                      | 7212SP-PB22U | 7212SP-PB30U |
|-----|--------------|---------|--|--------------|--------------|
| A   | 7212SP-PB22P | 01705   | Oiltight Punch, 22.5mm, SPEED PUNCH              | ✓            |              |
| B   | 7212SP-PB22D | 60250   | Oiltight Die, 22.5mm, SPEED PUNCH                | ✓            |              |
| C   | 7212SP-PB30P | 01709   | Oiltight Punch, 30.5mm, SPEED PUNCH              |              | ✓            |
| D   | 7212SP-PB30D | 60249   | Oiltight Die, 30.5mm, SPEED PUNCH                |              | ✓            |
| -   | 7212SP31     | 01712   | Oiltight Draw Stud for LS100 or 746 driver       |              |              |
| -   | 7212SP32     | 02261   | Oiltight Draw Stud for LS50 or Quick Draw driver | ✓            | ✓            |
| E   | SP-LOCK2     | 01657   | Speed Lock Assembly (3/8)                        | ✓            | ✓            |

## SPEED PUNCH® Knockout Set - METRIC



- Pushbutton knockouts
- Available in 22.5mm & 30.5mm notched hole sizes
- Punch up to 12 gauge (2.5mm) mild steel, aluminum, fiberglass and plastic
- Use with manual-hydraulic and battery-hydraulic knockout drivers
- Oiltight SPEED PUNCH® units include punch, die, draw stud and speed lock

| CAT. NO. | UPC NO. | DESCRIPTION                                |
|----------|---------|--|
| 7217SBS  | 01723   | SPEED PUNCH® Set, Metric, ISO-16 to ISO-40 |

| CAT. NO.    | UPC NO. | DESCRIPTION                         | 7217SBS |
|-------------|---------|-------------------------------------|---------|
| 7212SP-M16P | 01684   | Punch, ISO-16, SPEED PUNCH          | ✓       |
| 7212SP-M16D | 01685   | Die, ISO-16, SPEED PUNCH            | ✓       |
| 7212SP-M20P | 01687   | Punch, ISO-20, SPEED PUNCH          | ✓       |
| 7212SP-M20D | 01688   | Die, ISO-20, SPEED PUNCH            | ✓       |
| 7212SP-M25P | 01689   | Punch, ISO-25, SPEED PUNCH          | ✓       |
| 7212SP-M25D | 01690   | Die, ISO-25, SPEED PUNCH            | ✓       |
| 7212SP-M32P | 01691   | Punch, ISO-32, SPEED PUNCH          | ✓       |
| 7212SP-M32D | 01692   | Die, ISO-32, SPEED PUNCH            | ✓       |
| 7212SP-M40P | 01693   | Punch, ISO-40, SPEED PUNCH          | ✓       |
| 7212SP-M40D | 01694   | Die, ISO-40, SPEED PUNCH            | ✓       |
| 7212SP-M50P | 01697   | Punch, ISO-50, SPEED PUNCH          |         |
| 7212SP-M50D | 01701   | Die, ISO-50, SPEED PUNCH            |         |
| 7212SP-M63P | 01703   | Punch, ISO-63, SPEED PUNCH          |         |
| 7212SP-M63D | 01704   | Die, ISO-63, SPEED PUNCH            |         |
| 7212SP11    | 10002   | Draw Stud, SPEED PUNCH 3/4" x 4.77" | ✓       |
| 7212SP14    | 01655   | Draw Stud, SPEED PUNCH 3/8" x 3.83" | ✓       |
| SP-LOCK     | 09277   | Speed Lock, 3/4"                    | ✓       |
| SP-LOCK2    | 01657   | Speed Lock, 3/8"                    | ✓       |

# SLUG SPLITTER® SC KNOCKOUT KITS

## Slug Splitter® SC Ram and Hand Pump Hydraulic Driver Punch Kits

**Designed for stainless steel applications**



7506 Punch Kit

**All Kits Feature:**

- Slug Splitter® SC (Self Centering) knockout punches with capacities up through 10 gauge (3.5 mm) stainless steel, refer to individual punch capacity ratings
- Self-centering punch aligns itself on pilot hole
- No need to draw crosshairs or line up die alignment marks

**7506 Kit Features**

- Fast, easy and simple to operate
- Compact design makes this a perfect choice for use on construction sites and maintenance jobs
- Will also drive 751 Cable Cutter head
- Powerful 11-ton hydraulic ram
- 3-foot hose

**SPECIFICATIONS**

**Operation** 7307/29528 - Quick Draw®, Quick Draw 90® and Quick Draw® Flex Hydraulic Drivers, Battery-Powered Drivers, 7646 and 7625 Ram-Type Drivers.  
 744/29619 - Quick Draw®, Quick Draw 90® and Quick Draw® Flex Hydraulic Drivers, Battery-Powered Drivers, 7646 and 7625 Ram-Type Drivers.  
 7506/30385 - Hydraulic Ram and Hand Pump included.



7308 Punch Kit  
(driver not included)

| CAT. NO. | UPC NO. | DESCRIPTION  | WEIGHT |      |
|----------|---------|--|--------|------|
|          |         |  | LBS    | KG   |
| 744      | 29619   | 1/2" through 1-1/4" Conduit Size Slug Splitter® SC Knockout Punch Kit                              | 5      | 2.3  |
| 7307     | 29528   | 1/2" through 2" Conduit Size Slug Splitter® SC Knockout Punch Kit                                  | 10.4   | 4.7  |
| 7308     | 00617   | 2-1/2" through 4" Conduit Size Slug Splitter® SC Knockout Punch Kit                                | 17.1   | 7.8  |
| 7506     | 30385   | 1/2" through 2" Conduit Size Slug Splitter® SC Knockout Punch Kit with Hydraulic Ram and Hand Pump | 32     | 14.5 |

NOTE: See Slug Splitter® SC knockout punch units on pages 71-72 for list of individual punches, dies and draw studs.



7307 Punch Kit  
(driver not included)



744 Punch Kit  
(driver not included)

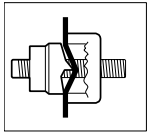
| CAT. NO. | UPC NO. | DESCRIPTION  | CONDUIT & PIPE SIZE | HOLE SIZE |       | CAPACITY        |    | KIT CAT. |      |      |      |   |
|----------|---------|--|---------------------|-----------|-------|-----------------|----|----------|------|------|------|---|
|          |         |  |                     | ACTUAL    |       | STAINLESS STEEL |    | 744      | 7307 | 7506 | 7308 |   |
|          |         |  |                     | Ø INCH    | Ø MM  | GA              | MM |          |      |      |      |   |
| 28154    | 28154   | 1/2" Conduit Size Punch  | 1/2"                | 7/8       | .885  | 22.5            | 10 | 3.5      | ✓    | ✓    | ✓    |   |
| 28155    | 28155   | 1/2" Conduit Size Die  |                     |           |       |                 |    |          |      | ✓    | ✓    |   |
| 28156    | 28156   | 3/4" Conduit Size Punch  | 3/4"                | —         | 1.115 | 28.3            | 10 | 3.5      | ✓    | ✓    | ✓    |   |
| 28157    | 28157   | 3/4" Conduit Size Die  |                     |           |       |                 |    |          | ✓    | ✓    | ✓    |   |
| 36490    | 36490   | 1-7/32" Punch Oiltight   | —                   | 1-7/32    | 1.210 | 30.5            | 10 | 3.5      |      | ✓    |      |   |
| 36489    | 36489   | 1-7/32" Die Oiltight   |                     |           |       |                 |    |          |      | ✓    |      |   |
| 28158    | 28158   | 1" Conduit Size Punch  | 1"                  | 1-11/32   | 1.362 | 34.6            | 10 | 3.5      | ✓    | ✓    | ✓    |   |
| 28159    | 28159   | 1" Conduit Size Die  |                     |           |       |                 |    |          | ✓    | ✓    | ✓    |   |
| 28160    | 28160   | 1-1/4" Conduit Size Punch  | 1-1/4"              | 1-11/16   | 1.701 | 43.2            | 10 | 3.5      | ✓    | ✓    | ✓    |   |
| 28161    | 28161   | 1-1/4" Conduit Size Die  |                     |           |       |                 |    |          | ✓    | ✓    | ✓    |   |
| 28162    | 28162   | 1-1/2" Conduit Size Punch  | 1-1/2"              | 1-15/16   | 1.951 | 49.6            | 10 | 3.5      |      | ✓    | ✓    |   |
| 28163    | 28163   | 1-1/2" Conduit Size Die  |                     |           |       |                 |    |          |      | ✓    | ✓    |   |
| 28165    | 28165   | 2" Conduit Size Punch  | 2"                  | 2-3/8     | 2.416 | 61.5            | 10 | 3.5      |      | ✓    | ✓    |   |
| 28166    | 28166   | 2" Conduit Size Die  |                     |           |       |                 |    |          |      | ✓    | ✓    |   |
| 00622    | 00622   | 2-1/2" Conduit Size Punch  | 2-1/2"              | 2-7/8     | 2.914 | 74.0            | 10 | 3.5      |      |      |      | ✓ |
| 00626    | 00626   | 2-1/2" Conduit Size Die  |                     |           |       |                 |    |          |      |      |      |   |
| 00623    | 00623   | 3" Conduit Size Punch  | 3"                  | 3-1/2     | 3.539 | 89.9            | 10 | 3.5      |      |      |      | ✓ |
| 00627    | 00627   | 3" Conduit Size Die  |                     |           |       |                 |    |          |      |      |      |   |
| 00624    | 00624   | 3-1/2" Conduit Size Punch  | 3-1/2"              | 4         | 4.044 | 102.7           | 10 | 3.5      |      |      |      | ✓ |
| 00629    | 00629   | 3-1/2" Conduit Size Die  |                     |           |       |                 |    |          |      |      |      |   |
| 00625    | 00625   | 4" Conduit Size Punch  | 4"                  | 4-1/2     | 4.544 | 115.4           | 10 | 3.5      |      |      |      | ✓ |
| 00630    | 00630   | 4" Conduit Size Die  |                     |           |       |                 |    |          |      |      |      |   |
| 29451    | 29451   | 7/16" x 4-1/4" Draw Stud   |                     |           |       |                 |    |          | ✓    | ✓    | ✓    |   |
| 746SS    | 30387   | Ram (includes 1 each of the following 3 items)                               |                     |           |       |                 |    |          |      |      |      |   |
| 54167    | 54167   | 1/4" Female Coupler  |                     |           |       |                 |    |          |      |      | ✓    |   |
| 54168    | 54168   | Dust Plug  |                     |           |       |                 |    |          |      |      |      |   |
| 29452    | 29452   | 3/4" x 5-1/2" Draw Stud  |                     |           |       |                 |    |          | ✓    | ✓    | ✓    | ✓ |
| 15908    | 15908   | Spacer Group (includes 1 each of the following 3 items)                      |                     |           |       |                 |    |          |      |      | ✓    |   |
| 1924AA   | 03248   | Spacer-Short   |                     |           |       |                 |    |          |      |      | ✓    |   |
| 1925AA   | 03249   | Spacer-Medium  |                     |           |       |                 |    |          |      |      | ✓    |   |
| 1926AA   | 06904   | Spacer-Long  |                     |           |       |                 |    |          |      |      | ✓    |   |
| 1557SS   | 00785   | Sleeve Adapter, SS   |                     |           |       |                 |    |          |      |      |      | ✓ |
| 767      | 13284   | Hydraulic Hand Pump  |                     |           |       |                 |    |          |      |      | ✓    |   |
| 38316    | 38316   | High Pressure Hose Unit-1/4" x 3' (includes 1 each of the following 3 items) |                     |           |       |                 |    |          |      |      | ✓    |   |
| 54169    | 54169   | 1/4" Male Coupler  |                     |           |       |                 |    |          |      |      | ✓    |   |
| 54170    | 54170   | Dust Cap   |                     |           |       |                 |    |          |      |      | ✓    |   |
| 06302    | 06302   | High Pressure Hose-1/4" x 3'   |                     |           |       |                 |    |          |      |      | ✓    |   |
| 29529    | 29529   | Metal Case (7307)  |                     |           |       |                 |    |          |      | ✓    |      |   |
| 19193    | 19193   | Metal Case (744)   |                     |           |       |                 |    |          | ✓    |      |      |   |
| 31068    | 31068   | Metal Case (7506)  |                     |           |       |                 |    |          |      |      | ✓    |   |

# **KNOCKOUTS FOR STAINLESS STEEL**

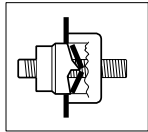
## **Slug Splitter® SC and Slug Splitter® Knockout Punches**



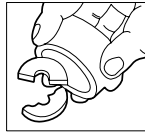
- Slug Splitter® SC heavy-duty punches are designed to punch up through 10 gauge (3.5 mm) stainless steel
- Unique slug-splitting design and tool steel construction easily punch 10 gauge (3.5 mm) mild steel and stainless steel
- Self-centering punch aligns itself on pilot hole (Slug Splitter® SC)
- No need to draw crosshairs or line up die alignment marks (Slug Splitter® SC)
- Unique punch profile also splits slugs for easier slug removal
- Heavy-duty dies and stainless steel draw studs for longer life
- Excellent abrasion resistance for punching fiberglass and plastic
- Slug Splitter® SC punch units consist of: punch, die and draw stud, check individual punch for specific capacity
- Patent Pending for Self-centering Slug Splitter® SC



Unique Slug Splitter® SC punch design creates slug as the punch is drawn into the die.



Slug is split in half as punching operation is completed.



Split slugs fall free from the die and stud.

### **SPECIFICATIONS**

|                    |  |
|--------------------|--|
| <b>Capacity</b>    | Stainless steel up through 10 gauge (3.5 mm)   |
| <b>Application</b> | 10-gauge stainless steel, mild steel, fiberglass and plastic enclosures.   |
| <b>Hole Sizes</b>  | Conduit Sizes - hole size is outside diameter of US conduit sizes.<br>Example: 1/2" conduit size actually makes a 7/8" hole.<br>Pg Sizes - European standard pipe sizes.<br>ISO Sizes - International Standards Organization pipe sizes. |
| <b>Operation</b>   | Operate with battery, hydraulic or high leverage ratchet driver only.  |



746 Ram shown with 745M-1-1/2

## Slug Splitter® SC and Slug Splitter® Knockout Punches

| CAT. NO       | UPC NO. | CONDUIT SIZE | HOLE SIZE |        |     |          |      |         |       |       |           |        |
|---------------|---------|--------------|-----------|--------|-----|----------|------|---------|-------|-------|-----------|--------|
|               |         |              | ACTUAL    |        |     | CAPACITY |      |         | PUNCH | DIE   | DRAW STUD | SLEEVE |
|               |         |              | Ø (INCH)  | Ø (MM) | ISO | GA.      | (MM) |         |       |       |           |        |
| 745M-16.2     | 12324   |              | 0.638     | 16.2   | 16  | 12       | 2.5  | 04599   | 04598 | 29451 | -         |        |
| -             | -       |              | 0.732     | 18.6   |     | 12       | 2.5  | 31119   | 31128 | 29451 | -         |        |
| 745M-20.4     | 12326   |              | 0.803     | 20.4   | 20  | 12       | 2.5  | 31120   | 31129 | 29451 | -         |        |
| 745H-1/2 *    | 29560   | 1/2"         | 0.885     | 22.5   |     | 10       | 3.5  | 28154 * | 28155 | 29451 | -         |        |
| 745M-25.4     | 12317   |              | 1.000     | 25.4   | 25  | 10       | 3.5  | 04602   | 04601 | 29451 | -         |        |
| 745H-3/4 *    | 12318   | 3/4"         | 1.115     | 28.3   |     | 10       | 3.5  | 28156 * | 28157 | 29452 | -         |        |
| 740H-1-7/32 * | 29563   |              | 1.210     | 30.5   |     | 10       | 3.5  | 36490 * | 36489 | 29452 | -         |        |
| 745M-32.5     | 12327   |              | 1.280     | 32.5   | 32  | 10       | 3.5  | 04605   | 04603 | 29452 | -         |        |
| 745H-1 *      | 12319   | 1"           | 1.362     | 34.6   |     | 10       | 3.5  | 28158 * | 28159 | 29452 | -         |        |
| -             | -       |              | 1.457     | 37.0   |     | 10       | 3.5  | 31122   | 31135 | 29452 | -         |        |
| 745M-40.5     | 12329   |              | 1.595     | 40.5   | 40  | 10       | 3.5  | 04608   | 04607 | 29452 | -         |        |
| 745H-1-1/4 *  | 12320   | 1-1/4"       | 1.701     | 43.2   |     | 10       | 3.5  | 28160 * | 28161 | 29452 | -         |        |
| -             | -       |              | 1.850     | 47.0   |     | 10       | 3.5  | 31123   | 31131 | 29452 | -         |        |
| 745H-1-1/2 *  | 12321   | 1-1/2"       | 1.951     | 49.6   |     | 10       | 3.5  | 28162 * | 28163 | 29452 | -         |        |
| 745M-50.8     | 12331   |              | 2.000     | 50.8   | 50  | 10       | 3.5  | 04611   | 04609 | 29452 | -         |        |
| -             | -       |              | 2.125     | 54.0   |     | 10       | 3.5  | 31124   | 31132 | 29452 | -         |        |
| -             | -       |              | 2.362     | 60.0   |     | 10       | 3.5  | 31125   | 31133 | 29452 | -         |        |
| 745H-2 *      | 12322   | 2"           | 2.416     | 61.5   |     | 10       | 3.5  | 28165 * | 28166 | 29452 | -         |        |
| 745M-64       | 12334   |              | 2.520     | 64.0   | 63  | 10       | 3.5  | 04614   | 04613 | 29452 | -         |        |
| 745H-2-1/2    | 00618   | 2-1/2"       | 2.914     | 74.0   |     | 10       | 3.5  | 00622   | 00626 | 29452 | -         |        |
| 745H-3        | 00619   | 3"           | 3.539     | 89.9   |     | 10       | 3.5  | 00623   | 00627 | 29452 | -         |        |
| 745H-3-1/2    | 00620   | 3-1/2"       | 4.011     | 102.7  |     | 10       | 3.5  | 00624   | 00629 | 29452 | 1557SS    |        |
| 745H-4        | 00621   | 4"           | 4.544     | 115.4  |     | 10       | 3.5  | 00625   | 00630 | 29452 | 1557SS    |        |

\*Self-Centering Punch Design

# SLUG-BUSTER® HYDRAULIC KNOCKOUT KITS

## Slug-Buster® Ram and Hand Pump Kits (Inch and Metric)

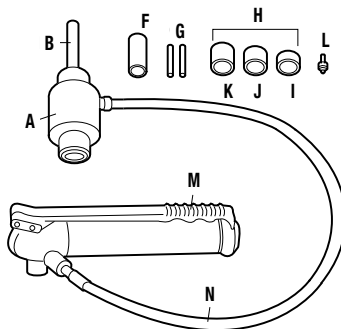


- Fast, easy and simple to operate
- Compact design for field use on construction sites and maintenance jobs
- Punches 10 times faster than wrench method
- Will also drive 751 Cable Cutter head
- Can be used with most standard round Slug-Buster® and Slug Splitter® SC punches (except 1/2", 9/16", 5/8")
- Can be used with non-round punches (adapter may be required)
- 3-foot hose
- Powerful 11-ton hydraulic ram

| CAT NO.   | UPC NO. | DESCRIPTION  | WEIGHT |      |
|-----------|---------|--|--------|------|
|           |         |  | LBS    | KG   |
| 7646      | 15906   | Driver with Hand Pump, Draw Studs, Spacer and Plastic Case   | 20     | 9.1  |
| 7306SB    | 34360   | Driver, Hand Pump, Slug-Buster® Punches, Dies and Draw Studs for 1/2" through 2" Conduit, Adapter, Spacers, Kwik Stepper® Step Bit and Plastic Case  | 24     | 10.9 |
| 7310SB    | 34361   | Driver, Hand Pump, Slug-Buster® Punches, Dies and Draw Studs for 1/2" through 2" and 2-1/2" through 4" Standard Conduit Size Punches, Dies and Draw Studs, Adapter, Spacers, Kwik Stepper® Step Bit and Plastic Case | 54     | 24.5 |
| 7646PG-SB | 32799   | Metric – Driver, Slug-Buster® Pg Punches, Dies and Draw Studs for 15.2 mm through 60.0 mm, Adapter, Spacers, Kwik Stepper® Step Bit and Plastic Case   | 24     | 10.9 |
| 38520     | 38520   | Driver, Hand Pump, Slug-Buster® Punches and Draw Studs for 1/2" through 3" and 4" Conduit, Adapter, Spacers, Kwik Stepper® Step Bit and Plastic Case   | 48     | 21.8 |

See Accessories Usage Chart on page 102

### RAM AND HAND PUMP HYDRAULIC DRIVER PARTS IDENTIFICATION



| KEY | CAT. NO. | UPC NO. | DESCRIPTION                                    |
|-----|----------|---------|--|
| R   | A        | 746     | 17091 Ram (includes Item B)                    |
| R   | B        | 2113B   | 10109 Draw Stud-3/4" x 5 3/8"                  |
| R   | F        | 1557AA  | 03170 Punch Sleeve                             |
| R   | G        | 20963   | 20963 Draw Stud-3/8" x 4.8"                    |
| R   | H        | 15908   | 15908 Spacer Group (includes Items I, J and K) |
| R   | I        | 1924AA  | 03248 Spacer-Short                             |
| R   | J        | 1925AA  | 03249 Spacer-Medium                            |
| R   | K        | 1926AA  | 06904 Spacer-Long                              |
| R   | L        | 34410   | 34410 Kwik Stepper® Step Bit 1/2"              |
| R   | M        | 767     | 13284 Hydraulic Hand Pump                      |
| R   | N        | 06302   | 06302 High Pressure Hose-1/4" x 3'             |



# Slug-Buster® Ram and Hand Pump Kits Parts List

| CAT NO.   | UPC NO. | DESCRIPTION  | HOLE SIZE           |         |       |            | KIT CAT./UPC NO. |              |                |       |  |
|-----------|---------|--|---------------------|---------|-------|------------|------------------|--------------|----------------|-------|--|
|           |         |  | CONDUIT & PIPE SIZE | ACTUAL  |       | 7646/15906 | 7306SB/34360     | 7310SB/34361 | 7646PGSB/32799 | 38520 |  |
|           |         |  |                     | Ø INCH  | Ø MM  |            |                  |              |                |       |  |
| 721-1/2   | 31756   | 1/2" Conduit Size Slug-Buster® Punch               |                     |         |       |            | ✓                | ✓            | ✓              | ✓     |  |
| 14722     | 14722   | 1/2" Conduit Size Die                              | 1/2"                | 7/8     | 0.885 | 22.5       |                  | ✓            | ✓              | ✓     |  |
| 721-3/4   | 31757   | 3/4" Conduit Size Slug-Buster® Punch               |                     |         |       |            | ✓                | ✓            |                | ✓     |  |
| 124AV     | 06972   | 3/4" Conduit Size Die                              | 3/4"                | 1-1/8   | 1.115 | 28.3       |                  | ✓            | ✓              | ✓     |  |
| 721-1     | 31758   | 1" Conduit Size Slug-Buster® Punch                 |                     |         |       |            | ✓                | ✓            |                | ✓     |  |
| 126AV     | 04011   | 1" Conduit Size Die                                | 1"                  | 1-3/8   | 1.362 | 34.6       |                  | ✓            | ✓              | ✓     |  |
| 721-1-1/4 | 31759   | 1-1/4" Conduit Size Slug-Buster® Punch             |                     |         |       |            | ✓                | ✓            |                | ✓     |  |
| 128AV     | 04013   | 1-1/4" Conduit Size Die                            | 1-1/4"              | 1-11/16 | 1.701 | 43.2       |                  | ✓            | ✓              | ✓     |  |
| 721-1-1/2 | 31760   | 1-1/2" Conduit Size Slug-Buster® Punch             |                     |         |       |            | ✓                | ✓            |                | ✓     |  |
| 440AV     | 04061   | 1-1/2" Conduit Size Die                            | 1-1/2"              | 1-15/16 | 1.951 | 49.6       |                  | ✓            | ✓              | ✓     |  |
| 721-2     | 31761   | 2" Conduit Size Slug-Buster® Punch                 |                     |         |       |            | ✓                | ✓            |                | ✓     |  |
| 442AV     | 04063   | 2" Conduit Size Die                                | 2"                  | 2-3/8   | 2.416 | 61.5       |                  | ✓            | ✓              | ✓     |  |
| 1429AV    | 04175   | 2-1/2" Conduit Size Punch                          |                     |         |       |            |                  | ✓            |                | ✓     |  |
| 1430AV    | 04177   | 2-1/2" Conduit Size Die                            | 2-1/2"              | 2-7/8   | 2.914 | 74.0       |                  |              | ✓              | ✓     |  |
| 1431AV    | 04180   | 3" Conduit Size Punch                              |                     |         |       |            |                  | ✓            |                | ✓     |  |
| 1432AV    | 04183   | 3" Conduit Size Die                                | 3"                  | 3-1/2   | 3.539 | 89.9       |                  |              | ✓              | ✓     |  |
| 2982AV    | 04653   | 3-1/2" Conduit Size Punch                          |                     |         |       |            |                  | ✓            |                |       |  |
| 2981AV    | 04652   | 3-1/2" Conduit Size Die                            | 3-1/2"              | 4       | 4.044 | 102.7      |                  |              | ✓              |       |  |
| 2984AV    | 04655   | 4" Conduit Size Punch                              |                     |         |       |            |                  | ✓            |                | ✓     |  |
| 2983AV    | 04654   | 4" Conduit Size Die                                | 4"                  | 4-1/2   | 4.544 | 115.4      |                  |              | ✓              | ✓     |  |
| 31969     | 31969   | Pg-9 Slug-Buster® Punch                            | —                   | —       | 0.598 | 15.2       |                  |              |                | ✓     |  |
| 32002     | 32002   | Pg-9 Die   | —                   | —       |       |            |                  |              |                | ✓     |  |
| 31970     | 31970   | Pg-11 Slug-Buster® Punch                           | —                   | —       | 0.732 | 18.6       |                  |              |                | ✓     |  |
| 32003     | 32003   | Pg-11 Die  | —                   | —       |       |            |                  |              |                | ✓     |  |
| 31971     | 31971   | Pg-13 Slug-Buster® Punch                           | —                   | —       | 0.803 | 20.4       |                  |              |                | ✓     |  |
| 32004     | 32004   | Pg-13 Die  | —                   | —       |       |            |                  |              |                | ✓     |  |
| 31973     | 31973   | Pg-21 Slug-Buster® Punch                           |                     |         |       |            |                  |              |                | ✓     |  |
| 32006     | 32006   | Pg-21 Die  | 3/4"                | —       | 1.115 | 28.3       |                  |              |                | ✓     |  |
| 36284     | 36284   | Slug-Buster® Punch                                 | —                   |         |       |            |                  |              |                | ✓     |  |
| 36279     | 36279   | Die  | —                   | 1-7/32  | 1.210 | 30.5       |                  |              |                | ✓     |  |
| 31975     | 31975   | Pg-29 Slug-Buster® Punch                           | —                   | —       | 1.457 | 37.0       |                  |              |                | ✓     |  |
| 32008     | 32008   | Pg-29 Die  | —                   | —       |       |            |                  |              |                | ✓     |  |
| 31976     | 31976   | Pg-36 Slug-Buster® Punch                           | —                   | —       | 1.850 | 47.0       |                  |              |                | ✓     |  |
| 32009     | 32009   | Pg-36 Die  | —                   | —       |       |            |                  |              |                | ✓     |  |
| 31978     | 31978   | Pg-48 Slug-Buster® Punch                           | —                   | —       | 2.362 | 60.0       |                  |              |                | ✓     |  |
| 32011     | 32011   | Pg-48 Die  | —                   | —       |       |            |                  |              |                | ✓     |  |
| 746       | 17091   | Ram (includes following item)                      |                     |         |       |            | ✓                | ✓            | ✓              | ✓     |  |
| 2113B     | 10109   | Draw Stud-3/4" x 5 3/8"                            |                     |         |       |            | ✓                | ✓            | ✓              | ✓     |  |
| 1557AA    | 03170   | Punch Sleeve                                       |                     |         |       |            | ✓                | ✓            | ✓              | ✓     |  |
| 20963     | 20963   | Draw stud-3/8" x 4.8"                              |                     |         |       |            | ✓                | ✓            | ✓              | ✓     |  |
| 15908     | 15908   | Spacer Group (includes 1 ea. of following 3 items) |                     |         |       |            | ✓                | ✓            | ✓              | ✓     |  |
| 1924AA    | 03248   | Spacer-Short                                       |                     |         |       |            | ✓                | ✓            | ✓              | ✓     |  |
| 1925AA    | 03249   | Spacer-Medium                                      |                     |         |       |            | ✓                | ✓            | ✓              | ✓     |  |
| 1926AA    | 06904   | Spacer-Long  |                     |         |       |            | ✓                | ✓            | ✓              | ✓     |  |
| 34410     | 34410   | Kwik Stepper® Step Bit 1/2"                        |                     |         |       |            | ✓                | ✓            | ✓              | ✓     |  |
| 767       | 13284   | Hydraulic Hand Pump                                |                     |         |       |            | ✓                | ✓            | ✓              | ✓     |  |
| 06302     | 06302   | High Pressure Hose – 1/4" x 3'                     |                     |         |       |            | ✓                | ✓            | ✓              |       |  |
| 30206     | 30206   | Plastic Case                                       |                     |         |       |            | ✓                | ✓            | ✓              |       |  |
| 05387     | 05387   | Plastic Case                                       |                     |         |       |            |                  |              | ✓              | ✓     |  |

PUNCHES AND DIES

DRAW STUDS AND MISC.

**Slug-Buster® Ram and Foot Pump Hydraulic Driver Kits**



- Foot operation frees both hands to position punch
- Punches 10 times faster than wrench method
- Will also drive 751 Cable Cutter head
- Powerful 11-ton hydraulic ram
- Can be used with most standard round, Slug-Buster® and Slug Splitter® SC punch sizes. (except 1/2", 9/16" 5/8")
- Can be used with non-round punches (adapter may be required)

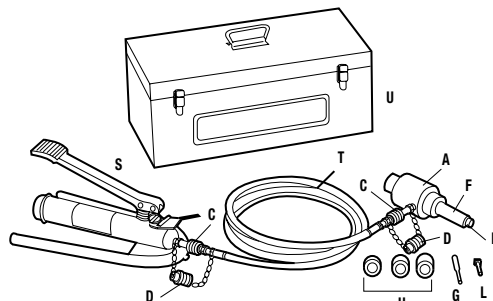
| CAT NO. | UPC NO. | DESCRIPTION   | WEIGHT |    |
|---------|---------|---|--------|----|
|         |         |   | LBS    | KG |
| 7625    | 25097   | Driver, Foot Pump, Steel Case   | 37     | 17 |
| 7606SB  | 07173   | Driver, Foot Pump, Slug-Buster® Punches, Dies and Draw Studs for 1/2" through 2" Conduit, Steel Case  | 42     | 19 |
| 7610SB  | 07174   | Driver, Foot Pump, Slug-Buster® Punches, Dies & Draw Studs for 1/2" through 2" Conduit, Slug-Buster® Punches and 2 1/2" through 4" Conduit Standard Round Punches | 60     | 27 |

See Accessories Usage Chart on page 102

## Ram and Foot Pump Kits Parts List

| CAT NO.          | UPC NO.   | DESCRIPTION   | HOLE SIZE                              |        |         |                | KIT CAT./UPC NO. |                  |   |
|------------------|-----------|---|--|--------|---------|----------------|------------------|------------------|---|
|                  |           |   | CONDUIT & PIPE SIZE                    | ACTUAL |         | 7625/<br>25097 | 7606SB/<br>07173 | 7610SB/<br>07174 |   |
|                  |           |   |  | Ø INCH | Ø MM    |                |                  |                  |   |
| PUNCHES AND DIES | 721-1/2   | 31756   | 1/2" Conduit Size Slug-Buster® Punch   | 1/2"   | 7/8     | 0.885          | 22.5             | ✓                | ✓ |
|                  | 14722     | 14722   | 1/2" Conduit Size Die                  |        |         |                |                  | ✓                | ✓ |
|                  | 721-3/4   | 31757   | 3/4" Conduit Size Slug-Buster® Punch   | 3/4"   | 1-1/8   | 1.115          | 28.3             | ✓                | ✓ |
|                  | 124AV     | 06972   | 3/4" Conduit Size Die                  |        |         |                |                  | ✓                | ✓ |
|                  | 721-1     | 31758   | 1" Conduit Size Slug-Buster® Punch     | 1"     | 1-3/8   | 1.362          | 34.6             | ✓                | ✓ |
|                  | 126AV     | 04011   | 1" Conduit Size Die                    |        |         |                |                  | ✓                | ✓ |
|                  | 721-1-1/4 | 31759   | 1-1/4" Conduit Size Slug-Buster® Punch | 1-1/4" | 1-11/16 | 1.701          | 43.2             | ✓                | ✓ |
|                  | 128AV     | 04013   | 1-1/4" Conduit Size Die                |        |         |                |                  | ✓                | ✓ |
|                  | 721-1-1/2 | 31760   | 1-1/2" Conduit Size Slug-Buster® Punch | 1-1/2" | 1-15/16 | 1.951          | 49.6             | ✓                | ✓ |
|                  | 440AV     | 04061   | 1-1/2" Conduit Size Die                |        |         |                |                  | ✓                | ✓ |
|                  | 721-2     | 31761   | 2" Conduit Size Slug-Buster® Punch     | 2"     | 2-3/8   | 2.416          | 61.5             | ✓                | ✓ |
|                  | 442AV     | 04063   | 2" Conduit Size Die                    |        |         |                |                  | ✓                | ✓ |
|                  | 1429AV    | 04175   | 2-1/2" Conduit Size Punch              | 2-1/2" | 2-7/8   | 2.914          | 74.0             | ✓                | ✓ |
|                  | 1430AV    | 04177   | 2-1/2" Conduit Size Die                |        |         |                |                  | ✓                | ✓ |
|                  | 1431AV    | 04180   | 3" Conduit Size Punch                  | 3"     | 3-1/2   | 3.539          | 89.9             | ✓                | ✓ |
|                  | 1432AV    | 04183   | 3" Conduit Size Die                    |        |         |                |                  | ✓                | ✓ |
|                  | 2982AV    | 04653   | 3-1/2" Conduit Size Punch              | 3-1/2" | 4       | 4.044          | 102.7            | ✓                | ✓ |
|                  | 2981AV    | 04652   | 3-1/2" Conduit Size Die                |        |         |                |                  | ✓                | ✓ |
|                  | 2984AV    | 04655   | 4" Conduit Size Punch                  | 4"     | 4-1/2   | 4.544          | 115.4            | ✓                | ✓ |
|                  | 2983AV    | 04654   | 4" Conduit Size Die                    |        |         |                |                  | ✓                | ✓ |
| 746              | 17091     | (A) Ram (includes 1 ea. of items B, C, and D)   |  |        |         |                | ✓                | ✓                | ✓ |
| 2113B            | 10109     | (B) Draw Stud-3/4" x 5 3/8"   |  |        |         |                | ✓                | ✓                | ✓ |
| 54167            | 54167     | (C) Female Coupler-1/4"   |  |        |         |                | ✓                | ✓                | ✓ |
| 54168            | 54168     | (D) Dust Plug   |  |        |         |                | ✓                | ✓                | ✓ |
| 1557AA           | 03170     | (F) Punch Sleeve  |  |        |         |                | ✓                | ✓                | ✓ |
| 20963            | 20963     | (G) Draw stud-3/8" x 4.8"   |  |        |         |                | ✓                | ✓                | ✓ |
| 15908            | 15908     | (H) Spacer Group (includes 1 ea. of items I, J, and K)  |  |        |         |                | ✓                | ✓                | ✓ |
| 1924AA           | 03248     | (I) Spacer-Short  |  |        |         |                | ✓                | ✓                | ✓ |
| 1925AA           | 03249     | (J) Spacer-Medium   |  |        |         |                | ✓                | ✓                | ✓ |
| 1926AA           | 06904     | (K) Spacer-Long   |  |        |         |                | ✓                | ✓                | ✓ |
| 34410            | 34410     | (L) Kwik Stepper® Step Bit 1/2"   |  |        |         |                | ✓                | ✓                | ✓ |
| 1725             | 31353     | (S) Hydraulic Foot Pump (includes 1 ea. - 54167 female coupler and 54168 dust plug)                   |  |        |         |                | ✓                | ✓                | ✓ |
| 37729            | 37729     | (T) High Pressure Hose Unit - 1/4" x 10'; filled with hydraulic oil; (includes the following 2 items) |  |        |         |                | ✓                | ✓                | ✓ |
| 54169            | 54169     | Couplers  |  |        |         |                | 2                | 2                | 2 |
| 54170            | 54170     | Dust Caps   |  |        |         |                | 2                | 2                | 2 |
| 23955            | 23955     | (U) Steel case  |  |        |         |                | ✓                | ✓                | ✓ |
| 25094            | 25094     | Tray  |  |        |         |                | ✓                | ✓                | ✓ |

**RAM AND FOOT PUMP HYDRAULIC DRIVER PARTS IDENTIFICATION**  
(Match letters above to drawing.)



## Quick Draw® Hydraulic Punch Driver and Kits

7706SB  
Flex Driver Kit



7806SB  
Quick Draw® Kit




7906SB  
Quick Draw 90° Kit



The Quick Draw®, Quick Draw 90®, and Quick Draw® Flex feature:

- Compact, lightweight design for portability and fast, easy one-person operation
- Develops 8 tons of hydraulic force for easy punching, even in 10-gauge stainless steel, depending on individual punch capacities
- Quick Draw® is perfect for fast, straight-on front panel punching
- Quick Draw 90®'s right angle driver head rotates over 180 degrees for maximum flexibility in tight working areas
- Quick Draw® Flex allows unlimited driver orientation to simplify access to work area
- Can be used with non-round punches within the capacity of the tool (adapter may be required)
- U.S. Patent #6,772,521
- Knockouts Made in the USA



| CAT. NO.  | UPC NO. | DESCRIPTION  |
|---|---------|--|
| 7704SB  | 10475   | Quick Draw® Flex Driver, 2 Draw Studs, 1 Adapter, 1 Spacer and Case  |
| 7706SB  | 10476   | Standard – Quick Draw® Flex Driver, 1/2" through 2" Slug-Buster® Conduit Size Punches and Dies, 2 Draw Studs, 1 Adapter, 1 Spacer and Case |
| 7804SB  | 34292   | Quick Draw® Driver, 2 Draw Studs, 1 Adapter, 1 Spacer and Case   |
| 7806SB  | 34293   | Standard – Quick Draw® Driver, 1/2" through 2" Slug-Buster® Conduit Size Punches and Dies 2 Draw Studs, 1 Adapter, 1 Spacer and Case       |
| 7804E   | 34291   | Metric – Quick Draw® Driver, 2 Draw Studs, 1 Adapter, 1 Spacer and Case  |
| 7804ESB   | 35611   | Metric – Quick Draw® Driver, Slug-Buster® Pg Punches and Dies 15.2 mm through 30.5 mm, 2 Draw Studs, 1 Adapter, 1 Spacer and Case          |
| 7804ISO   | 35614   | Metric – Quick Draw® Driver, Slug-Buster® ISO Punches and Dies 16.2 mm through 40.5 mm, 2 Draw Studs, 1 Adapter, 1 Spacer and Case         |
| 7904SB  | 33794   | Quick Draw 90° Driver, 2 Draw Studs, 1 Adapter, 1 Spacer and Case  |
| 7906SB  | 34300   | Quick Draw 90° Driver, 1/2" through 2" Slug-Buster® Conduit Size Punches and Dies, Draw Studs, 1 Adapter, 1 Spacer and Case                |
| 7904E   | 34299   | Metric – Quick Draw 90° Driver, 2 Draw Studs, 1 Adapter, 1 Spacer and Case   |
| 7904ESB   | 35615   | Metric – Quick Draw 90° Driver, Slug-Buster® Pg Punches and Dies 15.2 mm through 30.5 mm, 2 Draw Studs, 1 Adapter, 1 Spacer and Case       |
| 7904ISO   | 35616   | Metric – Quick Draw 90° Driver, Slug-Buster® ISO Punches and Dies 16.2 mm through 40.5 mm, 2 Draw Studs, 1 Adapter, 1 Spacer and Case      |
|  34983 | 34983   | Plastic Case   |

See Accessories Usage Chart on page 102

## Parts List for Quick Draw®, Quick Draw 90® and Quick Draw® Flex Kits

| CAT NO.   | UPC NO. | DESCRIPTION                            | HOLE SIZE           |         |       |              | KIT CAT./UPC NO. |             |               |               |              |              |             |               |               |              |              |
|-----------|---------|--|---------------------|---------|-------|--------------|------------------|-------------|---------------|---------------|--------------|--------------|-------------|---------------|---------------|--------------|--------------|
|           |         |  | CONDUIT & PIPE SIZE | ACTUAL  |       | 7704SB/10475 | 7706SB/10476     | 7804E/34291 | 7804ESB/35611 | 7804ISO/35614 | 7804SB/34292 | 7806SB/34293 | 7904E/34299 | 7904ESB/35615 | 7904ISO/35616 | 7904SB/33794 | 7906SB/34300 |
|           |         |  |                     | Ø INCH  | Ø MM  |              |                  |             |               |               |              |              |             |               |               |              |              |
| 721-1/2   | 31756   | 1/2" Conduit Size Slug-Buster® Punch   | 1/2"                | 7/8     | 0.885 | 22.5         |                  | ✓           |               | ✓             |              |              | ✓           |               | ✓             |              | ✓            |
| 14722     | 14722   | 1/2" Conduit Size Die                  |                     |         |       |              |                  | ✓           |               | ✓             |              |              | ✓           |               |               |              | ✓            |
| 721-3/4   | 31757   | 3/4" Conduit Size Slug-Buster® Punch   | 3/4"                | —       | 1.115 | 28.3         |                  | ✓           |               |               |              |              | ✓           |               |               |              | ✓            |
| 124AV     | 06972   | 3/4" Conduit Size Die                  |                     |         |       |              |                  | ✓           |               |               |              |              | ✓           |               |               |              | ✓            |
| 721-1     | 31758   | 1" Conduit Size Slug-Buster® Punch     | 1"                  | —       | 1.362 | 34.6         |                  | ✓           |               |               |              |              | ✓           |               |               |              | ✓            |
| 126AV     | 04011   | 1" Conduit Size Die                    |                     |         |       |              |                  | ✓           |               |               |              |              | ✓           |               |               |              | ✓            |
| 721-1-1/4 | 31759   | 1-1/4" Conduit Size Slug-Buster® Punch | 1-1/4"              | 1-11/16 | 1.701 | 43.2         |                  | ✓           |               |               |              |              | ✓           |               |               |              | ✓            |
| 128AV     | 04013   | 1-1/4" Conduit Size Die                |                     |         |       |              |                  | ✓           |               |               |              |              | ✓           |               |               |              | ✓            |
| 721-1-1/2 | 31760   | 1-1/2" Conduit Size Slug-Buster® Punch | 1-1/2"              | 1-15/16 | 1.951 | 49.6         |                  | ✓           |               |               |              |              | ✓           |               |               |              | ✓            |
| 440AV     | 04061   | 1-1/2" Conduit Size Die                |                     |         |       |              |                  | ✓           |               |               |              |              | ✓           |               |               |              | ✓            |
| 721-2     | 31761   | 2" Conduit Size Slug-Buster® Punch     | 2"                  | 2-3/8   | 2.416 | 61.5         |                  | ✓           |               |               |              |              | ✓           |               |               |              | ✓            |
| 442AV     | 04063   | 2" Conduit Size Die                    |                     |         |       |              |                  | ✓           |               |               |              |              | ✓           |               |               |              | ✓            |
| 31969     | 31969   | Pg-9 Slug-Buster® Punch                | —                   | —       | 0.598 | 15.2         |                  |             |               |               |              |              |             |               |               |              | ✓            |
| 32002     | 32002   | Pg-9 Die                               |                     |         |       |              |                  |             |               |               |              |              |             |               |               |              | ✓            |
| 31970     | 31970   | Pg-11 Slug-Buster® Punch               | —                   | —       | 0.732 | 18.6         |                  |             |               |               |              |              |             |               |               |              | ✓            |
| 32003     | 32003   | Pg-11 Die                              |                     |         |       |              |                  |             |               |               |              |              |             |               |               |              | ✓            |
| 31971     | 31971   | Pg-13 Slug-Buster® Punch               | —                   | —       | 0.803 | 20.4         |                  |             |               |               |              |              |             |               |               |              | ✓            |
| 32004     | 32004   | Pg-13 Die                              |                     |         |       |              |                  |             |               |               |              |              |             |               |               |              | ✓            |
| 31973     | 31973   | Pg-21 Slug-Buster® Punch               | 3/4"                | —       | 1.115 | 28.3         |                  |             |               |               |              |              |             |               |               |              | ✓            |
| 32006     | 32006   | Pg-21 Die                              |                     |         |       |              |                  |             |               |               |              |              |             |               |               |              | ✓            |
| 36284     | 36284   | 30.5 mm Slug-Buster® Punch             | —                   | 1-7/32  | 1.210 | 30.5         |                  |             |               |               |              |              |             |               |               |              | ✓            |
| 36279     | 36279   | 30.5 mm Die                            |                     |         |       |              |                  |             |               |               |              |              |             |               |               |              | ✓            |
| 35163     | 35163   | ISO-16 Slug-Buster® Punch              | —                   | —       | 0.638 | 16.2         |                  |             |               |               |              |              |             |               |               |              | ✓            |
| 35162     | 35162   | ISO-16 Die                             |                     |         |       |              |                  |             |               |               |              |              |             |               |               |              | ✓            |
| 35165     | 35165   | ISO-25 Slug-Buster® Punch              | —                   | 1       | 1.000 | 25.4         |                  |             |               |               |              |              |             |               |               |              | ✓            |
| 35164     | 35164   | ISO-25 Die                             |                     |         |       |              |                  |             |               |               |              |              |             |               |               |              | ✓            |
| 35169     | 35169   | ISO-32 Slug-Buster® Punch              | —                   | —       | 1.280 | 32.5         |                  |             |               |               |              |              |             |               |               |              | ✓            |
| 35168     | 35168   | ISO-32 Die                             |                     |         |       |              |                  |             |               |               |              |              |             |               |               |              | ✓            |
| 35158     | 35158   | ISO-40 Slug-Buster® Punch              | —                   | —       | 1.595 | 40.5         |                  |             |               |               |              |              |             |               |               |              | ✓            |
| 35159     | 35159   | ISO-40 Die                             |                     |         |       |              |                  |             |               |               |              |              |             |               |               |              | ✓            |
| 34288     | 34288   | Quick Draw® Hydraulic Punch Driver     |                     |         |       |              |                  |             |               | ✓             | ✓            | ✓            | ✓           | ✓             |               |              |              |
| 33786     | 33786   | Quick Draw 90® Hydraulic Punch Driver  |                     |         |       |              |                  |             |               |               |              |              |             | ✓             | ✓             | ✓            | ✓            |
| 10383     | 10383   | Quick Draw® Flex Driver                |                     |         |       |              | ✓                | ✓           |               |               |              |              |             |               |               |              |              |
| 1614SS    | 30043   | Draw Stud - 3/8" x 2-13/16"            |                     |         |       |              | ✓                | ✓           | ✓             | ✓             | ✓            | ✓            | ✓           | ✓             | ✓             | ✓            | ✓            |
| 31872     | 31872   | Draw Stud - 3/4" x 4-1/8"              |                     |         |       |              | ✓                | ✓           | ✓             | ✓             | ✓            | ✓            | ✓           | ✓             | ✓             | ✓            | ✓            |
| 1924AA    | 03248   | Spacer - Short                         |                     |         |       |              | ✓                | ✓           | ✓             | ✓             | ✓            | ✓            | ✓           | ✓             | ✓             | ✓            | ✓            |
| 33967     | 33967   | Stud Adapter - 3/8"                    |                     |         |       |              | ✓                | ✓           | ✓             | ✓             | ✓            | ✓            | ✓           | ✓             | ✓             | ✓            | ✓            |
| 35202     | 35202   | Plastic Case                           |                     |         |       |              |                  |             |               |               |              |              | ✓           | ✓             | ✓             |              |              |
| 34983     | 34983   | Plastic Case                           |                     |         |       |              |                  |             |               |               |              |              |             |               |               | ✓            | ✓            |
| 10391     | 10391   | Plastic Case                           |                     |         |       |              | ✓                | ✓           |               |               |              |              |             |               |               |              |              |

PUNCHES AND DIES

DRAW STUDS AND MISC.

# SLUG-BUSTER® KNOCKOUTS

## Slug-Buster® Knockout Kit with Ratchet Wrench



7238SB

- 1" Hex Ratchet Wrench allows use with both 3/8" (9.5 mm) and 3/4" (19.1 mm) draw studs
- High-impact, rugged plastic carrying case
- Knockouts Made in the USA



**CAPACITY**

**MILD STEEL WEIGHT**

| CAT NO. | UPC NO. | DESCRIPTION  | MILD STEEL WEIGHT |     |     |      |
|---------|---------|--|-------------------|-----|-----|------|
|         |         |  | GA                | MM  | LBS | KG   |
| 7238SB  | 34757   | 1/2" – 2" Conduit Size Slug-Buster® Knockout Punch Kit | 10                | 3.5 | 10  | 4.54 |

**7238SB/34757 SLUG-BUSTER® KNOCKOUT PUNCH KIT INCLUDES**

| CAT NO.   | UPC NO. | DESCRIPTION   | ACTUAL HOLE SIZE |        |      |
|-----------|---------|---|------------------|--------|------|
|           |         |   | Ø INCH           | Ø INCH | Ø MM |
| 34941     | 34941   | Ratchet wrench – 1" Hex                               |                  |        |      |
| 721-1/2   | 31756   | 1/2" Conduit Size Punch                               | 7/8              | .885   | 22.5 |
| 14722     | 14722   | 1/2" Conduit Size Die                                 | 7/8              | .885   | 22.5 |
| 721-3/4   | 31757   | 3/4" Conduit Size Punch                               | 1-1/8            | 1.115  | 28.3 |
| 124AV     | 06972   | 3/4" Conduit Size Die                                 | 1-1/8            | 1.115  | 28.3 |
| 721-1     | 31758   | 1" Conduit Size Punch                                 | 1-3/8            | 1.362  | 34.6 |
| 126AV     | 04011   | 1" Conduit Size Die                                   | 1-3/8            | 1.362  | 34.6 |
| 721-1-1/4 | 31759   | 1-1/4" Conduit Size Punch                             | 1-11/16          | 1.701  | 43.2 |
| 128AV     | 04013   | 1-1/4" Conduit Size Die                               | 1-11/16          | 1.701  | 43.2 |
| 721-1-1/2 | 31760   | 1-1/2" Conduit Size Punch                             | 1-15/16          | 1.951  | 49.6 |
| 440AV     | 04061   | 1-1/2" Conduit Size Die                               | 1-15/16          | 1.951  | 49.6 |
| 721-2     | 31761   | 2" Conduit Size Punch                                 | 2-3/8            | 2.416  | 61.5 |
| 442AV     | 04063   | 2" Conduit Size Die                                   | 2-3/8            | 2.416  | 61.5 |
| 00042     | 00042   | Ball Bearing Draw Stud with 1" Hex Head–3/8" x 1-5/8" |                  |        |      |
| 304AVBB   | 04042   | Ball Bearing Draw Stud–3/4" x 2-15/16"                |                  |        |      |
| 34758     | 34758   | Plastic Case  |                  |        |      |

## Slug-Buster® Manual Knockout Sets

- Assortment of commonly used Slug-Buster® knockout punches, packaged to meet the contractor's needs
- High-impact, rugged plastic carrying case
- Knockouts Made in the USA



7235BB



**CAPACITY**

**MILD STEEL WEIGHT**

| CAT NO. | UPC NO. | DESCRIPTION   | MILD STEEL WEIGHT |     |     |     |
|---------|---------|---|-------------------|-----|-----|-----|
|         |         |   | GA                | MM  | LBS | KG  |
| 7235BB  | 32013   | 1/2" - 1-1/4" Conduit Size Manual Slug-Buster® Knockout Punch Kit | 10                | 3.5 | 2.7 | 1.2 |
| 7237BB  | 32014   | 1-1/2" and 2" Conduit Size Manual Slug-Buster® Knockout Punch Kit | 10                | 3.5 | 5.2 | 2.4 |

**7235BB/32013 SLUG-BUSTER® KNOCKOUT PUNCH SET INCLUDES**

| CAT NO.   | UPC NO. | DESCRIPTION               | HOLE SIZE ACTUAL |       |      |
|-----------|---------|---------------------------|------------------|-------|------|
|           |         |                           | Ø INCH           | Ø MM  |      |
| 721-1/2   | 31756   | 1/2" Conduit Size Punch   | 7/8              | .885  | 22.5 |
| 14722     | 14722   | 1/2" Conduit Size Die     | 7/8              | .885  | 22.5 |
| 00042     | 00042   | Draw Stud-3/8" x 1-5/8"   | —                | —     | —    |
| 721-3/4   | 31757   | 3/4" Conduit Size Punch   | —                | 1.115 | 28.3 |
| 124AV     | 06972   | 3/4" Conduit Size Die     | —                | 1.115 | 28.3 |
| 721-1     | 31758   | 1" Conduit Size Punch     | —                | 1.362 | 34.6 |
| 126AV     | 04011   | 1" Conduit Size Die       | —                | 1.362 | 34.6 |
| 721-1-1/4 | 31759   | 1-1/4" Conduit Size Punch | —                | 1.701 | 43.2 |
| 128AV     | 04013   | 1-1/4" Conduit Size Die   | —                | 1.701 | 43.2 |
| 249AVBB   | 04040   | Draw Stud-3/4" x 2-1/8"   | —                | —     | —    |
| 31880     | 31880   | Plastic Case              | —                | —     | —    |

**7237BB/32014 SLUG-BUSTER® KNOCKOUT PUNCH SET INCLUDES**

| CAT NO.   | UPC NO. | DESCRIPTION               | HOLE SIZE ACTUAL |       |      |
|-----------|---------|---------------------------|------------------|-------|------|
|           |         |                           | Ø INCH           | Ø MM  |      |
| 721-1-1/2 | 31760   | 1-1/2" Conduit Size Punch | —                | 1.951 | 49.6 |
| 440AV     | 04061   | 1-1/2" Conduit Size Die   | —                | 1.951 | 49.6 |
| 721-2     | 31761   | 2" Conduit Size Punch     | 2-3/8            | 2.416 | 61.5 |
| 442AV     | 04063   | 2" Conduit Size Die       | 2-3/8            | 2.416 | 61.5 |
| 304AVBB   | 04042   | Draw Stud-3/4" x 2-15/16" | —                | —     | —    |
| 32012     | 32012   | Plastic Case              | —                | —     | —    |

7237BB



## Slug-Buster® Knockout Kit with Ratchet Wrench - Metric

36690



- 1" (25.4 mm) hex ratchet wrench allows use with both 3/8" (9.5 mm) and 3/4" (19.1 mm) draw studs
- 3/8" (9.7 mm) Kwik Stepper® step bit included
- High-impact, rugged plastic carrying case
- Knockouts Made in the USA



| CAT NO. | UPC NO. | DESCRIPTION  | WEIGHT |     |
|---------|---------|--|--------|-----|
|         |         |  | LBS    | KG  |
| 36690   | 36690   | Pg-9 through Pg-21 and 30.5 mm Manual Slug-Buster® Metric Knockout Punch Kit | 4.7    | 2.1 |
| 36691   | 36691   | Pg-9 through Pg-48 and 30.5 mm Manual Slug-Buster® Metric Knockout Punch Kit | 9      | 4.1 |
| 36692   | 36692   | ISO-16 through ISO-40 Manual Slug-Buster® Metric Knockout Punch Kit          | 5.6    | 2.5 |
| 36693   | 36693   | ISO-16 through ISO-63 Manual Slug-Buster® Metric Knockout Punch Kit          | 9      | 4.1 |

| CAT NO. | UPC NO. | DESCRIPTION  | HOLE SIZE |       |                     |    | KIT CAT./UPC NO. |       |       |       |   |
|---------|---------|--|-----------|-------|---------------------|----|------------------|-------|-------|-------|---|
|         |         |  | ACTUAL    |       | CAPACITY MILD STEEL |    | 36690            | 36691 | 36692 | 36993 |   |
|         |         |  | IN.       | MM    | GA                  | MM |                  |       |       |       |   |
| 31969   | 31969   | Pg-9 Slug-Buster® Punch                            | —         | 0.598 | 15.2                | 14 | 2.0              | ✓     | ✓     |       |   |
| 32002   | 32002   | Pg-9 Die   | —         |       |                     | 14 | 2.0              | ✓     | ✓     |       |   |
| 31970   | 31970   | Pg-11 Slug-Buster® Punch                           | —         | 0.732 | 18.6                | 14 | 2.0              | ✓     | ✓     |       |   |
| 32003   | 32003   | Pg-11 Die  | —         |       |                     | 14 | 2.0              | ✓     | ✓     |       |   |
| 31971   | 31971   | Pg-13 Slug-Buster® Punch                           | —         | 0.803 | 20.4                | 14 | 2.0              | ✓     | ✓     | ✓     | ✓ |
| 32004   | 32004   | Pg-13 Die  | —         |       |                     | 14 | 2.0              | ✓     | ✓     | ✓     | ✓ |
| 721-1/2 | 31756   | Pg-16 Slug-Buster® Punch                           | 7/8       | 0.885 | 22.5                | 10 | 3.5              | ✓     | ✓     |       |   |
| 14722   | 14722   | Pg-16 Die  | 7/8       |       |                     | 10 | 3.5              | ✓     | ✓     |       |   |
| 31973   | 31973   | Pg-21 Slug-Buster® Punch                           | —         | 1.115 | 28.3                | 14 | 2.0              | ✓     | ✓     |       |   |
| 32006   | 32006   | Pg-21 Die  | —         |       |                     | 14 | 2.0              | ✓     | ✓     |       |   |
| 36284   | 36284   | 30.5 mm Slug-Buster® Punch                         | 1-7/32    | 1.210 | 30.5                | 14 | 2.0              | ✓     | ✓     |       |   |
| 36279   | 36279   | 30.5 mm Die  | 1-7/32    |       |                     | 14 | 2.0              | ✓     | ✓     |       |   |
| 31975   | 31975   | Pg-29 Slug-Buster® Punch                           | —         | 1.457 | 37.0                | 10 | 3.5              |       | ✓     |       |   |
| 32008   | 32008   | Pg-29 Die  | —         |       |                     | 10 | 3.5              |       | ✓     |       |   |
| 31976   | 31976   | Pg-36 Slug-Buster® Punch                           | —         | 1.850 | 47.0                | 10 | 3.5              |       | ✓     |       |   |
| 32009   | 32009   | Pg-36 Die  | —         |       |                     | 10 | 3.5              |       | ✓     |       |   |
| 31978   | 31978   | Pg-48 Slug-Buster® Punch                           | —         | 2.362 | 60.0                | 10 | 3.5              |       | ✓     |       |   |
| 32011   | 32011   | Pg-48 Die  | —         |       |                     | 10 | 3.5              |       | ✓     |       |   |
| 35163   | 35163   | ISO-16 Slug-Buster® Punch                          | —         | 0.638 | 16.2                | 14 | 2.0              |       |       | ✓     | ✓ |
| 35162   | 35162   | ISO-16 Die   | —         |       |                     | 14 | 2.0              |       |       | ✓     | ✓ |
| 35165   | 35165   | ISO-25 Slug-Buster® Punch                          | 1         | 1.000 | 25.4                | 14 | 2.0              |       |       | ✓     | ✓ |
| 35164   | 35164   | ISO-25 Die   | 1         |       |                     | 14 | 2.0              |       |       | ✓     | ✓ |
| 35169   | 35169   | ISO-32 Slug-Buster® Punch                          | —         | 1.280 | 32.5                | 10 | 3.5              |       |       | ✓     | ✓ |
| 35168   | 35168   | ISO-32 Die   | —         |       |                     | 10 | 3.5              |       |       | ✓     | ✓ |
| 35158   | 35158   | ISO-40 Slug-Buster® Punch                          | —         | 1.595 | 40.5                | 10 | 3.5              |       |       | ✓     | ✓ |
| 35159   | 35159   | ISO-40 Die   | —         |       |                     | 10 | 3.5              |       |       | ✓     | ✓ |
| 35160   | 35160   | ISO-50 Slug-Buster® Punch                          | 2         | 2.000 | 50.8                | 10 | 3.5              |       |       |       | ✓ |
| 35161   | 35161   | ISO-50 Die   | 2         |       |                     | 10 | 3.5              |       |       |       | ✓ |
| 35167   | 35167   | ISO-63 Slug-Buster® Punch                          | 2-1/2     | 2.500 | 63.5                | 10 | 3.5              |       |       |       | ✓ |
| 35166   | 35166   | ISO-63 Die   | 2-1/2     |       |                     | 10 | 3.5              |       |       |       | ✓ |
| 249AVBB | 04040   | Draw Stud – 3/4" x 2-1/8"                          |           |       |                     |    |                  |       |       | ✓     |   |
| 304AVBB | 04042   | Draw Stud – 3/4" x 2-15/16"                        |           |       |                     |    |                  |       |       | ✓     | ✓ |
| 36018   | 36018   | Kwik Stepper® Step Bit 9.7mm                       |           |       |                     |    |                  | ✓     | ✓     | ✓     | ✓ |
| 34941   | 34941   | Ratchet Wrench – 1" Hex                            |           |       |                     |    |                  | ✓     | ✓     | ✓     | ✓ |
| 00042   | 00042   | Ball Bearing Drive Nut with 1" Hex Head, 3/8" x 3" |           |       |                     |    |                  | ✓     | ✓     | ✓     | ✓ |
| 36685   | 36685   | Plastic Case                                       |           |       |                     |    |                  | ✓     | ✓     | ✓     | ✓ |



# Slug-Buster® Knockout Sets



7216



- Packaged in carton for easy insertion into your existing case
- Replacement punch kits for battery-powered, hydraulic and ratchet drivers
- Knockouts Made in the USA

| CAT NO. | UPC NO. | DESCRIPTION                                       | WEIGHT |     |
|---------|---------|---|--------|-----|
|         |         |   | LBS    | KG  |
| 7216    | 32017   | 1/2" - 2" Conduit Size Knockout Punch and Die Kit | 5.5    | 2.5 |
| 7214E   | 32398   | Pg-9 through 30.5 mm Slug-Buster® Pg Punch Kit    | 1.3    | .6  |
| 7215E   | 32803   | ISO-16 through ISO-40 Slug-Buster® ISO Punch Kit  | 5.1    | 2.3 |
| 35617   | 35617   | ISO-16 through ISO-40 Slug-Buster® ISO Punch Kit  | 1.6    | .7  |
| 06892   | 06892   | ISO-16 through ISO-63 Slug-Buster® ISO Punch Kit  | 5.5    | 2.5 |

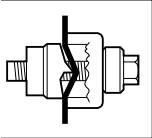
| CAT NO.   | UPC NO. | DESCRIPTION               | HOLE SIZE           |        | ACTUAL |      | CAPACITY MILD STEEL |      | KIT CAT./UPC NO. |       |       |       |   |
|-----------|---------|---------------------------|---------------------|--------|--------|------|---------------------|------|------------------|-------|-------|-------|---|
|           |         |                           | CONDUIT & PIPE SIZE | IN.    | MM     | GA   | MM                  | 7216 | 7214E            | 7215E | 35617 | 06892 |   |
|           |         |                           |                     |        |        |      |                     |      |                  |       |       |       |   |
| 721-1/2   | 31756   | 1/2" Conduit Size Punch   | 1/2"                | 7/8    | 0.885  | 22.5 | 10                  | 3.5  | ✓                | ✓     | ✓     |       |   |
| 14722     | 14722   | 1/2" Conduit Size Die     |                     |        |        |      | 10                  | 3.5  | ✓                | ✓     | ✓     |       |   |
| 721-3/4   | 31757   | 3/4" Conduit Size Punch   | 3/4"                | —      | 1.115  | 28.3 | 10                  | 3.5  | ✓                |       |       |       |   |
| 124AV     | 06972   | 3/4" Conduit Size Die     |                     |        |        |      | 10                  | 3.5  | ✓                |       |       |       |   |
| 721-1     | 31578   | 1" Conduit Size Punch     | 1"                  | —      | 1.362  | 34.6 | 10                  | 3.5  | ✓                |       |       | ✓     |   |
| 126AV     | 04011   | 1" Conduit Size Die       |                     |        |        |      | 10                  | 3.5  | ✓                |       |       | ✓     |   |
| 721-1-1/4 | 31759   | 1-1/4" Conduit Size Punch | 1-1/4"              | —      | 1.701  | 43.2 | 10                  | 3.5  | ✓                |       |       |       |   |
| 128AV     | 04013   | 1-1/4" Conduit Size Die   |                     |        |        |      | 10                  | 3.5  | ✓                |       |       |       |   |
| 721-1-1/2 | 31760   | 1-1/2" Conduit Size Punch | 1-1/2"              | —      | 1.951  | 49.6 | 10                  | 3.5  | ✓                |       |       |       |   |
| 440AV     | 04061   | 1-1/2" Conduit Size Die   |                     |        |        |      | 10                  | 3.5  | ✓                |       |       |       |   |
| 721-2     | 31761   | 2" Conduit Size Punch     | 2"                  | 2-3/8  | 2.416  | 61.5 | 10                  | 3.5  | ✓                |       |       |       |   |
| 442AV     | 04063   | 2" Conduit Size Die       |                     |        |        |      | 10                  | 3.5  | ✓                |       |       |       |   |
| 31969     | 31969   | Pg-9 Slug-Buster Punch    | —                   | —      | 0.598  | 15.2 | 14                  | 2.0  |                  | ✓     | ✓     |       |   |
| 32002     | 32002   | Pg-9 Slug-Buster Die      | —                   | —      |        |      | 14                  | 2.0  |                  | ✓     | ✓     |       |   |
| 31970     | 31970   | Pg-11 Slug-Buster Punch   | —                   | —      | 0.732  | 18.6 | 14                  | 2.0  |                  | ✓     | ✓     |       |   |
| 32003     | 32003   | Pg-11 Slug-Buster Die     | —                   | —      |        |      | 14                  | 2.0  |                  | ✓     | ✓     |       |   |
| 31971     | 31971   | Pg-13 Slug-Buster Punch   | —                   | —      | 0.803  | 20.4 | 14                  | 2.0  |                  | ✓     | ✓     | ✓     | ✓ |
| 32004     | 32004   | Pg-13 Slug-Buster Die     | —                   | —      |        |      | 14                  | 2.0  |                  | ✓     | ✓     | ✓     | ✓ |
| 31973     | 31973   | Pg-21 Slug-Buster Punch   | —                   | —      | 1.115  | 28.3 | 14                  | 2.0  |                  | ✓     | ✓     |       |   |
| 32006     | 32006   | Pg-21 Slug-Buster Die     | —                   | —      |        |      | 14                  | 2.0  |                  | ✓     | ✓     |       |   |
| 36284     | 36284   | 30.5 mm Punch             | —                   | —      | —      | —    | 14                  | 3.5  |                  | ✓     | ✓     |       |   |
| 36279     | 36279   | 30.5 mm Die               | —                   | 1-7/32 | 1.210  | 30.5 | 14                  | 3.5  |                  | ✓     | ✓     |       |   |
| 31975     | 31975   | Pg-29 Slug-Buster Punch   | —                   | —      | 1.457  | 37.0 | 10                  | 3.5  |                  |       | ✓     |       |   |
| 32008     | 32008   | Pg-29 Slug-Buster Die     | —                   | —      |        |      | 10                  | 3.5  |                  |       | ✓     |       |   |
| 31976     | 31976   | Pg-36 Slug-Buster Punch   | —                   | —      | 1.850  | 47.0 | 10                  | 3.5  |                  |       | ✓     |       |   |
| 32009     | 32009   | Pg-36 Slug-Buster Die     | —                   | —      |        |      | 10                  | 3.5  |                  |       | ✓     |       |   |
| 31978     | 31978   | Pg-48 Slug-Buster Punch   | —                   | —      | 2.362  | 60.0 | 10                  | 3.5  |                  |       | ✓     |       |   |
| 32011     | 32011   | Pg-48 Slug-Buster Die     | —                   | —      |        |      | 10                  | 3.5  |                  |       | ✓     |       |   |
| 35163     | 35163   | ISO-16 Punch              | —                   | —      | 0.638  | 16.2 | 14                  | 2.0  |                  |       |       | ✓     | ✓ |
| 35162     | 35162   | ISO-16 Die                | —                   | —      |        |      | 14                  | 2.0  |                  |       |       | ✓     | ✓ |
| 35165     | 35165   | ISO-25 Punch              | —                   | —      | 1.000  | 25.4 | 14                  | 2.0  |                  |       |       | ✓     | ✓ |
| 35164     | 35164   | ISO-25 Die                | —                   | 1      |        |      | 14                  | 2.0  |                  |       |       | ✓     | ✓ |
| 35169     | 35169   | ISO-32 Punch              | —                   | —      | 1.280  | 32.5 | 10                  | 3.5  |                  |       |       | ✓     | ✓ |
| 35168     | 35168   | ISO-32 Die                | —                   | —      |        |      | 10                  | 3.5  |                  |       |       | ✓     | ✓ |
| 35158     | 35158   | ISO-40 Punch              | —                   | —      | 1.595  | 40.5 | 10                  | 3.5  |                  |       |       | ✓     | ✓ |
| 35159     | 35159   | ISO-40 Die                | —                   | —      |        |      | 10                  | 3.5  |                  |       |       | ✓     | ✓ |
| 35160     | 35160   | ISO-50 Punch              | —                   | —      | 2.000  | 50.8 | 10                  | 3.5  |                  |       |       |       | ✓ |
| 35161     | 35161   | ISO-50 Die                | —                   | 2      |        |      | 10                  | 3.5  |                  |       |       |       | ✓ |
| 35167     | 35167   | ISO-63 Punch              | —                   | —      | 2.520  | 64.0 | 10                  | 3.5  |                  |       |       |       | ✓ |
| 35166     | 35166   | ISO-63 Die                | —                   | —      |        |      | 10                  | 3.5  |                  |       |       |       | ✓ |

# SLUG-BUSTER® KNOCKOUTS

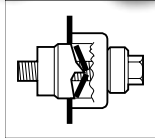
Slug-Buster® Knockout Punches 0.492" to 2.520"



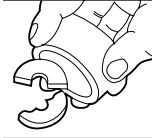
- The contractor's choice – worldwide
- Unique punch profile also splits slugs for easier slug removal
- Use with battery-powered, hydraulic, ratchet or manual drivers
- Uses standard Greenlee dies and draw studs
- Slug-Buster® punches available in sizes up thru 2.52" (64.0 mm)
- Knockouts Made in the USA



Unique Slug-Buster® punch design creases slug as the punch is drawn into the die.



Slug is split in half as punching operation is completed.



Split slugs fall free from the die and stud.

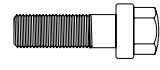
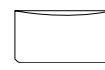
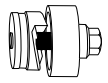
**SPECIFICATIONS**

- Capacity** Mild steel up through 10 gauge (3.5 mm).  
**Application** Punch mild steel, aluminum, fiberglass and plastic.  
**Hole Sizes** Conduit Sizes- Hole size is outside diameter of US conduit sizes. i.e 1/2" conduit actually 7/8"  
 Pg Sizes-European standard pipe sizes.  
 ISO Sizes- International Standards Organization pipe sizes.  
**Operation** Battery, hydraulic, ratchet or manual drivers. When used with ratchet, hydraulic or battery drivers, buy the punch and die only; the draw stud is part of the driver kit.

**PUNCH UNIT**

◇ Individually packaged in point of purchase clamshell for display opportunities

**REPLACEMENT PARTS**



| PUNCH UNIT INCLUDES PUNCH, DIE AND DRAW STUD |         | CONDUIT & PIPE | HOLE SIZE ACTUAL |       | CAPACITY MILD STEEL |    | REPLACEMENT PUNCH |             | REPLACEMENT DIE |         | REPLACEMENT MANUAL DRAW STUD |           |       |
|--|---------|----------------|------------------|-------|---------------------|----|-------------------|-------------|-----------------|---------|------------------------------|-----------|-------|
| CAT. NO.                                     | UPC NO. | SIZE           | Ø INCH           | Ø MM  | GA.                 | MM | CAT. NO.          | UPC NO.     | CAT. NO.        | UPC NO. | CAT. NO.                     | UPC NO.   |       |
| 06727  | 06727   | —              | —                | 0.492 | 12.5                | 16 | 1.5               | 06728       | 06728           | 06729   | 06729                        | 1675AV    | 04218 |
| 7211EBB-15.2                                 | 31989   | —              | —                | 0.598 | 15.2                | 14 | 2.0               | 31969       | 31969           | 32002   | 32002                        | 00042     | 00042 |
| 35177  | 35177   | —              | —                | 0.638 | 16.2                | 14 | 2.0               | 35163       | 35163           | 35162   | 35162                        | 00042     | 00042 |
| 7211EBB-18.6                                 | 31990   | —              | —                | 0.732 | 18.6                | 14 | 2.0               | 31970       | 31970           | 32003   | 32003                        | 00042     | 00042 |
| 12307  | 12307   | —              | 3/4              | —     | 19.1                | 14 | 2.0               | 12306       | 12306           | 12305   | 12305                        | 00042     | 00042 |
| 7211EBB-20.4                                 | 31991   | —              | —                | 0.803 | 20.4                | 14 | 2.0               | 31971       | 31971           | 32004   | 32004                        | 00042     | 00042 |
| 7211BB-1/2                                   | 31962   | 1/2"           | 7/8              | 0.885 | 22.5                | 10 | 3.5               | 721-1/2     | 31756           | 14722   | 14722                        | 00042     | 00042 |
| ◇  | ◇       | 1/2"           | 7/8              | 0.885 | 22.5                | 10 | 3.5               | 721-1/2P◇   | 01980           | 14722P◇ | 01992                        | 00042P    | 06678 |
| 12338  | 12338   | —              | 15/16            | —     | 23.8                | 14 | 2.0               | 12340       | 12340           | 12339   | 12339                        | 00042     | 00042 |
| 35178  | 35178   | —              | 1                | 1.000 | 25.4                | 14 | 2.0               | 35165       | 35165           | 35164   | 35164                        | 00042P    | 06678 |
| 12341  | 12341   | —              | 1-1/16           | —     | 27                  | 14 | 2.0               | 12343       | 12343           | 12342   | 12342                        | 00042     | 00042 |
| 7211BB-3/4                                   | 31963   | 3/4"           | —                | 1.115 | 28.3                | 10 | 3.5               | 721-3/4     | 31757           | 124AV   | 06972                        | 249AVBB   | 04040 |
| ◇  | ◇       | 3/4"           | —                | 1.115 | 28.3                | 10 | 3.5               | 721-3/4P◇   | 01981           | 124AVP◇ | 01993                        | 249AVBBP◇ | 01987 |
| 7211EBB-28.3                                 | 31993   | —              | —                | 1.115 | 28.3                | 14 | 2.0               | 31973       | 31973           | 32006   | 32006                        | 00042     | 00042 |
| 60246  | 60246   | —              | 1-7/32           | 1.210 | 30.5                | 10 | 3.5               | 60237       | 60237           | 36278   | 36278                        | 249AVBB   | 04040 |
| 36508  | 36508   | —              | 1-7/32           | 1.210 | 30.5                | 14 | 2.0               | 36284       | 36284           | 36279   | 36279                        | 00042     | 00042 |
| 12308  | 12308   | —              | 1-1/4            | —     | 31.8                | 16 | 1.5               | 12309       | 12309           | 12310   | 12310                        | 00042     | 00042 |
| 35179  | 35179   | —              | —                | 1.280 | 32.5                | 10 | 3.5               | 35169       | 35169           | 35168   | 35168                        | 249AVBB   | 04040 |
| 7211BB-1                                     | 31964   | 1"             | —                | 1.362 | 34.6                | 10 | 3.5               | 721-1       | 31758           | 126AV   | 04011                        | 249AVBB   | 04040 |
| ◇  | ◇       | 1"             | —                | 1.362 | 34.6                | 10 | 3.5               | 721-1P◇     | 01982           | 126AVP◇ | 01994                        | 249AVBBP◇ | 01987 |
| 7211EBB-37                                   | 31995   | —              | —                | 1.457 | 37.0                | 10 | 3.5               | 31975       | 31975           | 32008   | 32008                        | 249AVBB   | 04040 |
| 12313  | 12313   | —              | 1-1/2            | —     | 38.1                | 10 | 3.0               | 12312       | 12312           | 12311   | 12311                        | 249AVBB   | 04040 |
| 35180  | 35180   | —              | —                | 1.595 | 40.5                | 10 | 3.5               | 35158       | 35158           | 35159   | 35159                        | 249AVBB   | 04040 |
| 12347  | 12347   | —              | 1-5/8            | —     | 41.3                | 10 | 3.0               | 12349       | 12349           | 12348   | 12348                        | 249AVBB   | 04040 |
| 7211BB-1-1/4                                 | 31965   | 1-1/4"         | —                | 1.701 | 43.2                | 10 | 3.5               | 721-1-1/4   | 31759           | 128AV   | 04013                        | 249AVBB   | 04040 |
| ◇  | ◇       | 1-1/4"         | —                | 1.701 | 43.2                | 10 | 3.5               | 721-1-1/4P◇ | 01983           | 128AVP◇ | 01995                        | 249AVBBP◇ | 01987 |
| 12316  | 12316   | —              | 1-3/4            | —     | 44.5                | 10 | 3.0               | 12315       | 12315           | 12314   | 12314                        | 249AVBB   | 04040 |
| 7211EBB-47                                   | 31996   | —              | —                | 1.850 | 47.0                | 10 | 3.5               | 31976       | 31976           | 32009   | 32009                        | 304AVBB   | 04042 |
| 12350  | 12350   | —              | 1-7/8            | —     | 47.6                | 10 | 3.0               | 12354       | 12354           | 12352   | 12352                        | 304AVBB   | 04042 |
| 7211BB-1-1/2                                 | 31966   | 1-1/2"         | —                | 1.951 | 49.6                | 10 | 3.5               | 721-1-1/2   | 31760           | 440AV   | 04061                        | 304AVBB   | 04042 |
| ◇  | ◇       | 1-1/2"         | —                | 1.951 | 49.6                | 10 | 3.5               | 721-1-1/2P◇ | 01984           | 440AVP◇ | 01996                        | 304AVBBP◇ | 01988 |
| 35181  | 35181   | —              | 2                | 2.000 | 50.8                | 10 | 3.5               | 35160       | 35160           | 35161   | 35161                        | 304AVBB   | 04042 |
| 36171  | 36171   | —              | 2-1/8            | 2.125 | 54.0                | 10 | 3.5               | 36172       | 36172           | 36173   | 36173                        | 304AVBB   | 04042 |
| 12351  | 12351   | —              | 2-1/4            | —     | 57.2                | 10 | 3.0               | 12355       | 12355           | 12353   | 12353                        | 304AVBB   | 04042 |
| 7211EBB-60                                   | 31998   | —              | —                | 2.362 | 60.0                | 10 | 3.5               | 31978       | 31978           | 32011   | 32011                        | 304AVBB   | 04042 |
| 7211BB-2                                     | 31967   | 2"             | 2-3/8            | 2.416 | 61.5                | 10 | 3.5               | 721-2       | 31761           | 442AV   | 04063                        | 304AVBB   | 04042 |
| ◇  | ◇       | 2"             | 2-3/8            | 2.416 | 61.5                | 10 | 3.5               | 721-2P◇     | 01985           | 442AVP◇ | 01997                        | 304AVBBP◇ | 01988 |
| 35182  | 35182   | —              | —                | 2.520 | 64.0                | 10 | 3.5               | 35167       | 35167           | 35166   | 35166                        | 304AVBB   | 04042 |

## Slug-Buster SC® (Self-Centering)



- Save time and ensure accuracy! Self-centering punch aligns itself on pilot hole
- No need to draw crosshairs or line up die alignment marks
- Unique punch also splits slugs for easier slug removal
- US Patent No. 6,973,729
- Knockouts Made in the USA



**WEIGHT**

| CAT NO. | UPC NO. | DESCRIPTION  | WEIGHT |     |
|---------|---------|--|--------|-----|
|         |         |  | LBS.   | KG  |
| 10800   | 10800   | 1/2" to 2" Conduit Size Slug-Buster SC® Knockout Punch Set | 4.8    | 2.2 |

**10800 SLUG-BUSTER SC® KNOCKOUT KIT INCLUDES**

| CAT NO.    | UPC NO. | DESCRIPTION             | CONDUIT SIZE | HOLE SIZE |
|------------|---------|-------------------------|--------------|-----------|
| 77P-1/2P   | 11261   | 1/2" Punch Buster, SC   | 1/2"         | 0.885     |
| 14722      | 14722   | 1/2" Die Rd.            | 1/2"         | 0.885     |
| 77P-3/4P   | 11262   | 3/4" Punch Buster, SC   | 3/4"         | 1.115     |
| 124AV      | 06972   | 3/4" Die Rd.            | 3/4"         | 1.115     |
| 77P-1P     | 11263   | 1" Punch Buster, SC     | 1"           | 1.362     |
| 126AV      | 04011   | 1" Die Rd.              | 1"           | 1.362     |
| 77P-1-1/4P | 11264   | 1-1/4" Punch Buster, SC | 1-1/4"       | 1.701     |
| 128AV      | 04013   | 1-1/4" Die Rd.          | 1-1/4"       | 1.701     |
| 77P-1-1/2P | 11265   | 1-1/2" Punch Buster, SC | 1-1/2"       | 1.951     |
| 440AV      | 04061   | 1-1/2" Die Rd.          | 1-1/2"       | 1.951     |
| 77P-2P*    | 11266   | 2" Punch Buster, SC     | 2"           | 2.416     |
| 442AV      | 04063   | 2" Die Rd.              | 2"           | 2.416     |



| PUNCH UNIT |         | CONDUIT & PIPE SIZE | HOLE SIZES |      | PUNCH ONLY |         | DIE ONLY |         | STUD ONLY |         |
|------------|---------|---------------------|------------|------|------------|---------|----------|---------|-----------|---------|
| CAT NO.    | UPC NO. |                     | INCH       | MM   | CAT NO.    | UPC NO. | CAT NO.  | UPC NO. | CAT NO.   | UPC NO. |
| 77U-1/2    | 10801   | 1/2"                | .885       | 22.2 | 77P-1/2P   | 11261   | 14722P   | 01992   | 00042     | 00042   |
| 77U-3/4    | 10802   | 3/4"                | 1.115      | 28.3 | 77-3/4P    | 11262   | 124AVP   | 01993   | 249AVBBP  | 01987   |
| 10807      | 10807   | -                   | 1.210      | 30.5 | 11357      | 11357   | 36278    | 36278   | 249AVBB   | 04040   |
| 77U-1      | 10803   | 1"                  | 1.362      | 34.6 | 77P-1P     | 11263   | 126AVP   | 01994   | 249AVBBP  | 01987   |
| 77U-1-1/4  | 10804   | 1-1/4"              | 1.701      | 43.2 | 77P-1-1/4P | 11264   | 128AVP   | 01995   | 249AVBBP  | 01987   |
| 77U-1-1/2  | 10805   | 1-1/2"              | 1.951      | 49.6 | 77P-1-1/2P | 11265   | 440AVP   | 01996   | 304AVBBP  | 01988   |
| 77U-2      | 10806   | 2"                  | 2.416      | 61.4 | 77P-2P*    | 11266   | 442AVP   | 01997   | 304AVBBP  | 01988   |

# STANDARD HYDRAULIC KNOCKOUT PUNCH KITS

## Standard Round Manual Industrial Punch Kit

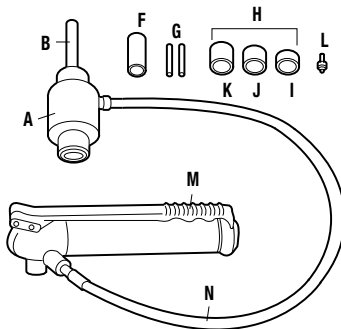


7310

- Fast, easy and simple to operate
- Compact design for field use on construction sites and maintenance jobs
- Punches 10 times faster than wrench method
- Will also drive 751 Cable Cutter head
- Can be used with most standard round Slug-Buster® and Slug Splitter® SC punches (except 1/2", 9/16", 5/8")
- Can be used with non-round punches (adapter may be required)
- 3-foot hose
- Powerful 11-ton hydraulic ram

| CAT NO.   | UPC NO. | DESCRIPTION  | WEIGHT |      |
|-----------|---------|--|--------|------|
|           |         |  | LBS    | KG   |
| 7306      | 15909   | Driver, Hand Pump, Standard Punches, Dies and Draw Studs for 1/2" through 2" Conduit, Plastic Case                         | 24     | 10.9 |
| 7310      | 15910   | Driver, Hand Pump, Standard Punches, Dies and Draw Studs and Spacers for 1/2" through 4" Conduit, Plastic Case             | 54     | 24.5 |
| 7646PG-SB | 27433   | Metric – Driver, Hand Pump, Standard Pg Punches, Dies and Draw Studs and Spacers for 15.2 mm through 60.0 mm, Plastic Case | 24     | 10.9 |
| 7304      | 02815   | Standard Punch and Die Kit (no draw studs) for 2-1/2" through 4" Conduit, Plastic Case                                     | 21     | 9.5  |
| 38456     | 38456   | Driver, Hand Pump, Standard Punches, Dies and Draw Studs and Spacers for 1/2" through 3" and 4" Conduit, Plastic Case      | 48.4   | 22   |

See Accessories Usage Chart on page 102



### RAM AND HAND PUMP HYDRAULIC DRIVER PARTS IDENTIFICATION

| KEY | CAT. NO. | UPC NO. | DESCRIPTION |  |
|-----|----------|---------|-------------|--|
| R   | A        | 746     | 17091       | Ram (includes Item B)                    |
| R   | B        | 2113B   | 10109       | Draw Stud-3/4" x 5 3/8"                  |
| R   | F        | 1557AA  | 03170       | Punch Sleeve                             |
| R   | G        | 20963   | 20963       | Draw Stud-3/8" x 4.8"                    |
| R   | H        | 15908   | 15908       | Spacer Group (includes Items I, J and K) |
| R   | I        | 1924AA  | 03248       | Spacer-Short                             |
| R   | J        | 1925AA  | 03249       | Spacer-Medium                            |
| R   | K        | 1926AA  | 06904       | Spacer-Long                              |
| R   | L        | 34410   | 34410       | Kwik Stepper® Step Bit 1/2"              |
| R   | M        | 767     | 13284       | Hydraulic Hand Pump                      |
| R   | N        | 06302   | 06302       | High Pressure Hose-1/4" x 3'             |

## Ram and Hand Pump Kits Parts List

| CAT NO. | UPC NO. | DESCRIPTION  | CONDUIT & PIPE SIZE | HOLE SIZE |       |       | KIT CAT. NO. |      |         |       |   |
|---------|---------|--|---------------------|-----------|-------|-------|--------------|------|---------|-------|---|
|         |         |  |                     | ACTUAL    |       | 7646/ | 7306         | 7310 | 76346PG | 38456 |   |
|         |         |  |                     | Ø IN      | Ø MM  |       |              |      |         |       |   |
| 721-1/2 | 31756   | 1/2" Conduit Size Slug-Buster® Punch               | 1/2"                | 7/8       | 0.885 | 22.5  |              | ✓    | ✓       |       | ✓ |
| 14722   | 14722   | 1/2" Conduit Size Die                              |                     |           |       |       |              | ✓    | ✓       |       | ✓ |
| 123AV   | 04008   | 3/4" Conduit Size Punch                            | 3/4"                | 1-1/8     | 1.115 | 28.3  |              | ✓    | ✓       | ✓     | ✓ |
| 124AV   | 06972   | 3/4" Conduit Size Die                              |                     |           |       |       |              | ✓    | ✓       | ✓     | ✓ |
| 125AV   | 04010   | 1" Conduit Size Punch                              | 1"                  | 1-3/8     | 1.362 | 34.6  |              | ✓    | ✓       |       | ✓ |
| 126AV   | 04011   | 1" Conduit Size Die                                |                     |           |       |       |              | ✓    | ✓       |       | ✓ |
| 127AV   | 06974   | 1-1/4" Conduit Size Slug-Buster® Punch             | 1-1/4"              | 1-11/16   | 1.701 | 43.2  |              | ✓    | ✓       |       | ✓ |
| 128AV   | 04013   | 1-1/4" Conduit Size Die                            |                     |           |       |       |              | ✓    | ✓       |       | ✓ |
| 439AV   | 06978   | 1-1/2" Conduit Size Punch                          | 1-1/2"              | 1-15/16   | 1.951 | 49.6  |              | ✓    | ✓       |       | ✓ |
| 440AV   | 04061   | 1-1/2" Conduit Size Die                            |                     |           |       |       |              | ✓    | ✓       |       | ✓ |
| 441AV   | 04062   | 2" Conduit Size Punch                              | 2"                  | 2-3/8     | 2.416 | 61.5  |              | ✓    | ✓       |       | ✓ |
| 442AV   | 04063   | 2" Conduit Size Die                                |                     |           |       |       |              | ✓    | ✓       |       | ✓ |
| 1429AV  | 04175   | 2-1/2" Conduit Size Punch                          | 2-1/2"              | 2-7/8     | 2.914 | 74.0  |              |      | ✓       |       | ✓ |
| 1430AV  | 04177   | 2-1/2" Conduit Size Die                            |                     |           |       |       |              |      | ✓       |       | ✓ |
| 1431AV  | 04180   | 3" Conduit Size Punch                              | 3"                  | 3-1/2     | 3.539 | 89.9  |              |      | ✓       |       | ✓ |
| 1432AV  | 04183   | 3" Conduit Size Die                                |                     |           |       |       |              |      | ✓       |       | ✓ |
| 2982AV  | 04653   | 3-1/2" Conduit Size Punch                          | 3-1/2"              | 4         | 4.044 | 102.7 |              |      | ✓       |       |   |
| 2981AV  | 04652   | 3-1/2" Conduit Size Die                            |                     |           |       |       |              |      | ✓       |       |   |
| 2984AV  | 04655   | 4" Conduit Size Punch                              | 4"                  | 4-1/2     | 4.544 | 115.4 |              |      | ✓       |       | ✓ |
| 2983AV  | 04654   | 4" Conduit Size Die                                |                     |           |       |       |              |      | ✓       |       | ✓ |
| 21316   | 21316   | Pg-9 Slug-Buster® Punch                            | —                   | —         | 0.598 | 15.2  |              |      |         | ✓     |   |
| 32002   | 32002   | Pg-9 Die   |                     |           |       |       |              |      |         | ✓     |   |
| 17700   | 17700   | Pg-11 Slug-Buster® Punch                           | —                   | —         | 0.732 | 18.6  |              |      |         | ✓     |   |
| 32003   | 32003   | Pg-11 Die  |                     |           |       |       |              |      |         | ✓     |   |
| 17697   | 17697   | Pg-13 Slug-Buster® Punch                           | —                   | —         | 0.803 | 20.4  |              |      |         | ✓     |   |
| 32004   | 32004   | Pg-13 Die  |                     |           |       |       |              |      |         | ✓     |   |
| 36882   | 36882   | Pg-21 Slug-Buster® Punch                           | 3/4"                | —         | 1.115 | 28.3  |              |      |         | ✓     |   |
| 32006   | 32006   | Pg-21 Die  |                     |           |       |       |              |      | ✓       |       | ✓ |
| 36282   | 36282   | 30.5 mm Punch                                      | —                   | 1-7/32    | 1.210 | 30.5  |              |      |         | ✓     |   |
| 36279   | 36279   | 30.5 mm Die  |                     |           |       |       |              |      |         | ✓     |   |
| 18331   | 18331   | Pg-29 Slug-Buster® Punch                           | —                   | —         | 1.457 | 37.0  |              |      |         | ✓     |   |
| 32008   | 32008   | Pg-29 Die  |                     |           |       |       |              |      |         | ✓     |   |
| 17687   | 17687   | Pg-36 Slug-Buster® Punch                           | —                   | —         | 1.850 | 47.0  |              |      |         | ✓     |   |
| 32009   | 32009   | Pg-36 Die  |                     |           |       |       |              |      |         | ✓     |   |
| 17690   | 17690   | Pg-48 Slug-Buster® Punch                           | —                   | —         | 2.362 | 60.0  |              |      |         | ✓     |   |
| 32011   | 32011   | Pg-48 Die  |                     |           |       |       |              |      |         | ✓     |   |
| 746     | 17091   | Ram (includes following item)                      |                     |           |       |       | ✓            | ✓    | ✓       | ✓     | ✓ |
| 2113B   | 10109   | Draw Stud-3/4" x 5 3/8"                            |                     |           |       |       | ✓            | ✓    | ✓       | ✓     | ✓ |
| 1557AA  | 03170   | Punch Sleeve                                       |                     |           |       |       | ✓            | ✓    | ✓       | ✓     | ✓ |
| 20963   | 20963   | Draw stud-3/8" x 4.8"                              |                     |           |       |       | ✓            | ✓    | ✓       | ✓     | ✓ |
| 15908   | 15908   | Spacer Group (includes 1 ea. of following 3 items) |                     |           |       |       | ✓            | ✓    | ✓       | ✓     | ✓ |
| 1924AA  | 03248   | Spacer-Short                                       |                     |           |       |       | ✓            | ✓    | ✓       | ✓     | ✓ |
| 1925AA  | 03249   | Spacer-Medium                                      |                     |           |       |       | ✓            | ✓    | ✓       | ✓     | ✓ |
| 1926AA  | 06904   | Spacer-Long  |                     |           |       |       | ✓            | ✓    | ✓       | ✓     | ✓ |
| 34410   | 34410   | Kwik Stepper® Step Bit 1/2"                        |                     |           |       |       | ✓            | ✓    | ✓       | ✓     | ✓ |
| 767     | 13284   | Hydraulic Hand Pump                                |                     |           |       |       | ✓            | ✓    | ✓       | ✓     | ✓ |
| 06302   | 06302   | High Pressure Hose – 1/4" x 3'                     |                     |           |       |       | ✓            | ✓    | ✓       | ✓     |   |
| 30206   | 30206   | Plastic Case                                       |                     |           |       |       | ✓            | ✓    |         | ✓     |   |
| 05387   | 05387   | Plastic Case                                       |                     |           |       |       |              |      | ✓       |       | ✓ |

PUNCHES AND DIES

DRAW STUDS AND MISC.

# STANDARD KNOCKOUT PUNCH SETS

## Standard Round Manual Knockout Punch Kits

- Assortment of commonly used round standard knockout punches, packaged to meet the contractor's needs
- High-impact, rugged plastic carrying case
- Knockouts Made in the USA



737BB

Wrenches Sold Separately  
for kits 737BB, 735BB and 7304BB



735BB



7304 For 11 Ton  
Hydraulic Drivers

| CAT NO. | UPC NO. | DESCRIPTION  | CAPACITY   |     | WEIGHT |     |
|---------|---------|--|------------|-----|--------|-----|
|         |         |  | MILD STEEL |     | LBS    | KG  |
| GA      | MM      |  |            |     |        |     |
| 735BB   | 19973   | 1/2" - 1-1/4" Conduit Size Knockout Punch Kit (Manual Round Standard)                    | 10         | 3.5 | 2.5    | 1.1 |
| 737BB   | 19974   | 1-1/2" - 2" Conduit Size Knockout Punch Kit (Manual Round Standard)                      | 10         | 3.5 | 4.4    | 2.0 |
| 7304    | 02815   | Standard Punches and Dies (no draw studs) for 2-1/2" through 4" Conduit, in Plastic Case | 10         | 3.5 | 21     | 9.5 |

### 735BB/19973 KNOCKOUT PUNCH KIT INCLUDES

| CAT NO. | UPC NO. | DESCRIPTION                          | HOLE SIZE |       |      |
|---------|---------|--------------------------------------|-----------|-------|------|
|         |         |                                      | ACTUAL    |       |      |
| Ø INCH  | Ø MM    |                                      |           |       |      |
| 721-1/2 | 31756   | 1/2" Conduit Size Slug-Buster® Punch | 7/8       | 0.885 | 22.5 |
| 14722   | 14722   | 1/2" Conduit Size Die                | 7/8       | 0.885 | 22.5 |
| 00042   | 00042   | 3/8" x 1-9/16" Draw Stud             |           |       |      |
| 123AV   | 04008   | 3/4" Conduit Size Punch              | —         | 1.115 | 28.3 |
| 124AV   | 06972   | 3/4" Conduit Size Die                | —         | 1.115 | 28.3 |
| 125AV   | 04010   | 1" Conduit Size Punch                | —         | 1.362 | 34.6 |
| 126AV   | 04011   | 1" Conduit Size Die                  | —         | 1.362 | 34.6 |
| 127AV   | 06974   | 1-1/4" Conduit Size Punch            | 1-11/16   | 1.701 | 43.2 |
| 128AV   | 04013   | 1-1/4" Conduit Size Die              | 1-11/16   | 1.701 | 43.2 |
| 249AVBB | 04040   | 3/4" x 2-1/8" Draw Stud              |           |       |      |
| 31880   | 31880   | Plastic Case                         |           |       |      |

### 737BB/19974 KNOCKOUT PUNCH KIT INCLUDES

| CAT NO. | UPC NO. | DESCRIPTION               | HOLE SIZE |       |      |
|---------|---------|---------------------------|-----------|-------|------|
|         |         |                           | ACTUAL    |       |      |
| Ø INCH  | Ø MM    |                           |           |       |      |
| 439AV   | 06978   | 1-1/2" Conduit Size Punch | 1-15/16   | 1.951 | 49.6 |
| 440AV   | 04061   | 1-1/2" Conduit Size Die   | 1-15/16   | 1.951 | 49.6 |
| 441AV   | 04062   | 2" Conduit Size Punch     | 2-3/8     | 2.416 | 61.5 |
| 442AV   | 04063   | 2" Conduit Size Die       | 2-3/8     | 2.416 | 61.5 |
| 304AVBB | 04042   | 3/4" x 2-15/16" Draw Stud |           |       |      |
| 32012   | 32012   | Plastic Case              |           |       |      |

### 7304/02815 KNOCKOUT PUNCH KIT INCLUDES

| CAT NO. | UPC NO. | DESCRIPTION               | HOLE SIZE |       |       |
|---------|---------|---------------------------|-----------|-------|-------|
|         |         |                           | ACTUAL    |       |       |
| Ø INCH  | Ø MM    |                           |           |       |       |
| 1429AV  | 04175   | 2-1/2" Conduit Size Punch | 2-7/8     | 2.914 | 74.0  |
| 1430AV  | 04177   | 2-1/2" Conduit Size Die   | 2-7/8     | 2.914 | 74.0  |
| 1431AV  | 04180   | 3" Conduit Size Punch     | 3-1/2     | 3.539 | 89.9  |
| 1432AV  | 04183   | 3" Conduit Size Die       | 3-1/2     | 3.539 | 89.9  |
| 2982AV  | 04653   | 3-1/2" Conduit Size Punch | 4         | 4.044 | 102.7 |
| 2981AV  | 04652   | 3-1/2" Conduit Size Die   | 4         | 4.044 | 102.7 |
| 2984AV  | 04655   | 4" Conduit Size Punch     | 4-1/2     | 4.544 | 115.4 |
| 2983AV  | 04654   | 4" Conduit Size Die       | 4-1/2     | 4.544 | 115.4 |
| 30236   | 30236   | Plastic Case              |           |       |       |

NOTE: See Standard Round Knockout Punches on pages 91-92 for listing of individual punch units, punches, dies and draw studs.

## Standard Round Manual Industrial Punch Set



- Includes most popular sizes for industrial applications
- Time-saving tool for maintenance, repair and operation applications
- Convenient steel carrying case
- Ball bearing drive screw for easy manual operation or use with ratchet and hydraulic drivers
- Knockouts Made in the USA



### SPECIFICATIONS

**Capacity** 1-1/4" Punch - 16 gauge (1.5 mm) mild steel.  
3/4", 1", and 1-1/8" Punches - 14 gauge (2.0 mm) mild steel.  
7/8" and 1-1/2" Punches 10 gauge (3.5 mm) mild steel.

**Operation** Manual - Wrench not included.

| CAT NO. | UPC NO. | DESCRIPTION   |
|---------|---------|---|
| 39860   | 39860   | 3/4" - 1-1/2" Hole Size Manual Industrial Punch Set |

### 39860 MANUAL INDUSTRIAL KNOCKOUT PUNCH KIT INCLUDES

| CAT NO. | UPC NO. | DESCRIPTION       | HOLE SIZE |       |      |
|---------|---------|-------------------|-----------|-------|------|
|         |         |                   | ACTUAL    |       |      |
|         |         |                   | Ø INCH    | Ø MM  |      |
| 113AV   | 03998   | 3/4" Punch        | 3/4       | 0.750 | 19.1 |
| 114AV   | 03999   | 3/4" Die          | 3/4       | 0.750 | 19.1 |
| 121AV   | 04006   | 7/8" Punch        | 7/8       | 0.885 | 22.5 |
| 14722   | 14722   | 7/8" Die          | 7/8       | 0.885 | 22.5 |
| 87AV    | 03986   | 1" Punch          | 1         | 1.000 | 25.4 |
| 35164   | 35164   | 1" Die            | 1         | 1.000 | 25.4 |
| 91AV    | 03990   | 1-1/8" Punch      | 1-1/8     | 1.125 | 28.6 |
| 92AV    | 03991   | 1-1/8" Die        | 1-1/8     | 1.125 | 28.6 |
| 117AV   | 04002   | 1-1/4" Punch      | 1-1/4     | 1.250 | 31.8 |
| 118AV   | 04003   | 1-1/4" Die        | 1-1/4     | 1.250 | 31.8 |
| 3207AV  | 04736   | 1-1/2" Punch      | 1-1/2     | 1.500 | 38.1 |
| 3208AV  | 07044   | 1-1/2" Die        | 1-1/2     | 1.500 | 38.1 |
| 00042   | 00042   | 3/8" BB Draw Stud |           |       |      |
| 249AVBB | 04040   | 3/4" BB Draw Stud |           |       |      |
| 19193   | 19193   | Steel Storage Box |           |       |      |

## Standard Round Manual Knockout Punch Kits - Metric



- 1" (25.4 mm) Hex ratchet wrench allows use with both 3/8" (9.5 mm) and 3/4" (19.1 mm) draw studs
- 12.7 mm Kwik Stepper® step bit included
- Plastic carrying case included
- Knockouts Made in the USA



### SPECIFICATIONS

Operation: Manual - Ratchet wrench included

| CAT NO. | UPC NO. | DESCRIPTION  | WEIGHT |     |
|---------|---------|--|--------|-----|
|         |         |  | LBS    | KG  |
| 36687   | 36687   | Pg-9 through Pg-48 Manual Round Standard Knockout Punch Kit  | 8.8    | 4   |
| 36688   | 36688   | ISO-16 through ISO-40 Manual Round Standard Knockout Punch Kit   | 5.2    | 2.3 |
| 7309E   | 32804   | Pg-9 through Pg-48 Standard Knockout Pg. Punch Kit. Replacement Kit Packaged in Carton Without Plastic Case. | 8.8    | 4   |

| CAT NO. | UPC NO. | DESCRIPTION  | HOLE SIZE |       | CAPACITY MILD STEEL |     | KIT CAT./UPC NO. |       |                 |
|---------|---------|--|-----------|-------|---------------------|-----|------------------|-------|-----------------|
|         |         |  | ACTUAL    |       | GA                  | MM  | 36687            | 36688 | 7309E/<br>32804 |
|         |         |  | Ø INCH    | Ø MM  |                     |     |                  |       |                 |
| 21316   | 21316   | Pg-9 Punch   | —         |       | 14                  | 2.0 |                  |       | ✓               |
| 31969   | 31969   | Pg-9 Slug-Buster® Punch                                | —         | .598  | 14                  | 2.0 | ✓                |       |                 |
| 32002   | 32002   | Pg-9 Die   | —         |       | 14                  | 2.0 | ✓                |       | ✓               |
| 17700   | 17700   | Pg-11 Punch  | —         |       | 14                  | 2.0 | ✓                |       | ✓               |
| 32003   | 32003   | Pg-11 Die  | —         | 0.732 | 14                  | 2.0 | ✓                |       | ✓               |
| 17697   | 17697   | Pg-13 Punch  | —         |       | 14                  | 2.0 | ✓                | ✓     | ✓               |
| 32004   | 32004   | Pg-13 Die  | —         | 0.803 | 14                  | 2.0 | ✓                | ✓     | ✓               |
| 121AV   | 04006   | Pg-16 Punch  | 7/8       | 0.885 | 10                  | 3.5 | ✓                |       | ✓               |
| 14722   | 14722   | Pg-16 Die  | 7/8       | 0.885 | 10                  | 3.5 | ✓                |       | ✓               |
| 36882   | 36882   | Pg-21 Punch  | —         | 1.115 | 10                  | 3.5 | ✓                |       | ✓               |
| 32006   | 32006   | Pg-21 Die  | —         | 1.115 | 10                  | 3.5 | ✓                |       | ✓               |
| 36282   | 36282   | 30.5 mm Punch  | 1-7/32    | 1.210 | 16                  | 1.5 | ✓                |       | ✓               |
| 36279   | 36279   | 30.5 mm Die  | 1-7/32    | 1.210 | 16                  | 1.5 | ✓                |       | ✓               |
| 18331   | 18331   | Pg-29 Punch  | —         | 1.457 | 10                  | 3.5 | ✓                |       | ✓               |
| 32008   | 32008   | Pg-29 Die  | —         | 1.457 | 10                  | 3.5 | ✓                |       | ✓               |
| 17687   | 17687   | Pg-36 Punch  | —         | 1.850 | 10                  | 3.5 | ✓                |       | ✓               |
| 32009   | 32009   | Pg-36 Die  | —         | 1.850 | 10                  | 3.5 | ✓                |       | ✓               |
| 17690   | 17690   | Pg-48 Punch  | —         | 2.362 | 10                  | 3.5 | ✓                |       | ✓               |
| 32011   | 32011   | Pg-48 Die  | —         | 2.362 | 10                  | 3.5 | ✓                |       | ✓               |
| 35193   | 35193   | ISO-16 Punch   | —         | 0.638 | 14                  | 2.0 |                  | ✓     |                 |
| 35162   | 35162   | ISO-16 Die   | —         | 0.638 | 14                  | 2.0 |                  | ✓     |                 |
| 87AV    | 03986   | ISO-25 Punch   | 1         | 1.000 | 14                  | 2.0 |                  | ✓     |                 |
| 35164   | 35164   | ISO-25 Die   | 1         | 1.000 | 14                  | 2.0 |                  | ✓     |                 |
| 24459   | 24459   | ISO-32 Punch   | —         | 1.280 | 10                  | 3.5 |                  | ✓     |                 |
| 35168   | 35168   | ISO-32 Die   | —         | 1.280 | 10                  | 3.5 |                  | ✓     |                 |
| 24462   | 24462   | ISO-40 Punch   | —         | 1.595 | 10                  | 3.5 |                  | ✓     |                 |
| 35159   | 35159   | ISO-40 Die   | —         | 1.595 | 10                  | 3.5 |                  | ✓     |                 |
| 1756AV  | 04232   | ISO-50 Punch   | 2         | 2.000 | 10                  | 3.5 |                  |       |                 |
| 35161   | 35161   | ISO-50 Die   | 2         | 2.000 | 10                  | 3.5 |                  |       |                 |
| 1758AV  | 04234   | ISO-63 Punch   | 2-1/2     | 2.500 | 10                  | 3.5 |                  |       |                 |
| 1757AV  | 04233   | ISO-63 Die   | 2-1/2     | 2.500 | 10                  | 3.5 |                  |       |                 |
| 249AVBB | 04040   | Draw Stud - 3/4" x 2-1/8"                              |           |       |                     |     |                  | ✓     |                 |
| 304AVBB | 04042   | Draw Stud - 3/4" x 2-15/16"                            |           |       |                     |     | ✓                |       |                 |
| 34941   | 34941   | Ratchet Wrench -1" Hex                                 |           |       |                     |     | ✓                | ✓     |                 |
| 34410   | 34410   | Kwik Stepper Step Bit 1-2" (12.7 mm)                   |           |       |                     |     | ✓                | ✓     |                 |
| 00042   | 00042   | Ball Bearing Draw Stud with 1" Hex Head, 3/8" x 1-5/8" |           |       |                     |     | ✓                | ✓     |                 |
| 36685   | 36685   | Plastic Case   |           |       |                     |     | ✓                | ✓     |                 |



# STANDARD KNOCKOUT PUNCHES

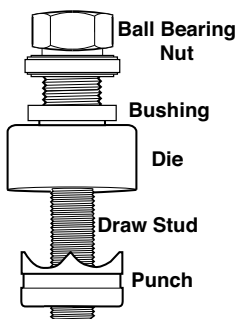
## Standard Round Knockout Punches 0.5" to 6" Conduit and Pipe




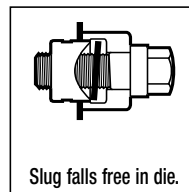
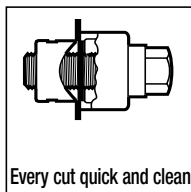
- Round standard metal punch units are complete units consisting of punch, die and draw stud
- Use with battery-powered, hydraulic, ratchet or manual drivers
- Properly assembled through pilot holes, they will make clean, fast and accurate holes
- Knockouts Made in the USA

### SPECIFICATIONS

|                    |   |
|--------------------|---|
| <b>Capacity</b>    | Mild steel up through 10 gauge (3.5 mm).  |
| <b>Application</b> | Punch mild steel, aluminum, fiberglass and plastic.   |
| <b>Hole Sizes</b>  | Conduit Sizes - Hole size is outside diameter of US conduit sizes. Example: 1/2" conduit size punch actually makes a 7/8" hole.<br>Pg Sizes - European standard pipe sizes.<br>ISO Sizes - International Standards Organization pipe sizes. |
| <b>Operation</b>   | Operate with battery-powered, hydraulic, ratchet or manual drivers. When used with battery-powered, hydraulic, or ratchet drivers buy the punch and die only; the draw stud is part of the driver kit.                                      |



| CAT NO.         | UPC NO. | DESCRIPTION   |
|-----------------|---------|---|
| <b>R</b> 3037AV | 04686   | Bushing for 3-1/2" (conduit hole size) and larger punches with manual operation |

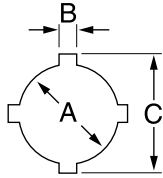




# SPECIAL APPLICATION PUNCHES

## Oiltight Punches with Notches

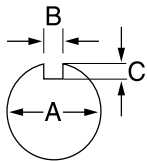
Other oiltight sizes without notches available in standard, Slug-Buster® and Slug Splitter® designs.



| HOLE SIZE |      |       |      |     |      | MAXIMUM CAPACITY MILD STEEL |     | OPERATION TYPE | CAT./UPC NO  |       |           |              |             | MINIMUM PILOT HOLE |      | WEIGHT LBS KG | OPTIONAL ADAPTER FOR HYDRAULIC DRIVERS |     |        |
|-----------|------|-------|------|-----|------|-----------------------------|-----|----------------|--|-------|-----------|--------------|-------------|--------------------|------|---------------|--|-----|--------|
| INCH      |      |       | MM   |     |      | GA                          | MM  |                | PUNCH UNIT (INCLUDES PUNCH, DIE, DRAW STUD AND NUTS) |       | DRAW STUD | BB DRIVE NUT | COUNTER NUT | INCH               | MM   |               |  |     |        |
| A         | B    | C     | A    | B   | C    |                             |     |                | PUNCH  | DIE   | STUD      | NUT          | NUT         |                    |      |               |  |     |        |
| .875      | .125 | 1.000 | 22.5 | 3.2 | 25.4 | 14                          | 2.0 | Hand/Hydr.     | 60238  | 60239 | 60250     | 60117        | 60165       | 60258              | .625 | 15.9          | 2.1                                    | .95 | 601670 |
| 1.210     | .190 | 1.380 | 30.5 | 4.8 | 36.0 | 10                          | 3.5 | Hand/Hydr.     | 60242  | 60243 | 60249     | 60117        | 60165       | 60258              | .625 | 15.9          | 2.7                                    | 1.2 | 601670 |

For maximum draw stud life, Greenlee recommends the use of battery or hydraulic drivers.


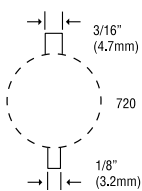
## Key Punches



| HOLE SIZE |       |      |      |     |     | MAXIMUM CAPACITY MILD STEEL |     | OPERATION TYPE | CAT./UPC NO  |       |           |              |             | MINIMUM PILOT HOLE |      | WEIGHT LBS KG | OPTIONAL ADAPTER FOR HYDRAULIC DRIVERS |        |        |
|-----------|-------|------|------|-----|-----|-----------------------------|-----|----------------|--|-------|-----------|--------------|-------------|--------------------|------|---------------|--|--------|--------|
| INCH      |       |      | MM   |     |     | GA                          | MM  |                | PUNCH UNIT (INCLUDES PUNCH, DIE, DRAW STUD AND NUTS) |       | DRAW STUD | BB DRIVE NUT | COUNTER NUT | INCH               | MM   |               |  |        |        |
| A         | B     | C    | A    | B   | C   |                             |     |                | PUNCH  | DIE   | STUD      | NUT          | NUT         |                    |      |               |  |        |        |
| 0.481     | 0.055 | .030 | 12.2 | 1.4 | .8  | 16                          | 1.5 | Hand/Hydr.     | 60101  | 60102 | 60103     | 60115        | 60120       | 05244              | .375 | 9.5           | .88                                    | .4     | 601140 |
| 1.171     | 0.123 | .097 | 29.7 | 3.1 | 2.5 | 14                          | 2.0 | Hand/Hydr.     | 60104  | 60105 | 60106     | 60166        | 60165       | 60258              | .875 | 23.8          | 2.3                                    | 1.0    | 601670 |
| 1.265     | 0.156 | .097 | 32.1 | 4.0 | 2.5 | 14                          | 2.0 | Hand/Hydr.     | 60107  | 60108 | 60109     | 60166        | 60165       | 60258              | .875 | 23.8          | 2.4                                    | 1.1    | 601670 |
| 1.328     | 0.102 | .097 | 33.7 | 2.6 | 2.5 | 14                          | 2.0 | Hand/Hydr.     | 60110  |       | 60166     | 60165        | 60258       | .875               | 23.8 | 2.4           | 1.1                                    | 601670 |        |

For use with any Greenlee Hydraulic Driver or Battery-Powered Driver. For maximum draw stud life, Greenlee recommends the use of battery or hydraulic drivers

## 720 Keyway Punch



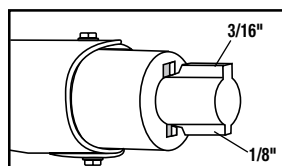
- Eliminates time-consuming hand sawing and filing when making keyways for push-button switches
- Use as a nibbler to make wider or deeper keyways
- Punches 1/8" (3.2 mm) or 3/16" (4.8 mm) keyways for 7/8" (22.5 mm) or 1-7/32" (30.5 mm) push-button holes
- Canadian Patent No. 1,172,435

### SPECIFICATIONS

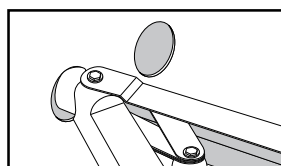
Operation Manual  
Capacity 10 gauge (3.5 mm) mild steel

| CAT NO.        | UPC NO. | DESCRIPTION  | WEIGHT |      |
|----------------|---------|--------------|--------|------|
|                |         |              | LBS    | KG   |
| 720            | 26534   | Keyway Punch | 2.8    | 1.27 |
| <b>R</b> 26534 | 26536   | Punch        |        |      |
| <b>R</b> 26538 | 26538   | Die          |        |      |

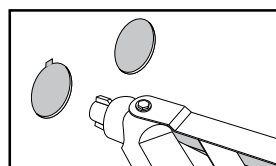
NOTE: Not for Stainless Steel



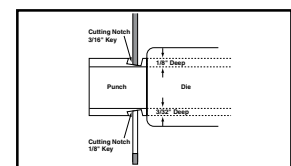
1. Locate proper cutting notch on the cutting head.



2. Place cutting notch inside edge of hole and cut keyway.

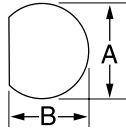


3. Withdraw the punch.



4. Use as a nibbler to make wider or deeper keyways.

## "D" Punches

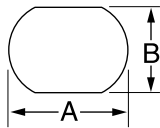


| HOLE SIZE |       |      |      | MAXIMUM CAPACITY MILD STEEL |     | OPERATION TYPE | CAT./UPC NO  |       |       |       |           | MINIMUM PILOT HOLE |             | WEIGHT |     | OPTIONAL ADAPTER FOR HYDRAULIC DRIVERS |       |
|-----------|-------|------|------|-----------------------------|-----|----------------|--|-------|-------|-------|-----------|--------------------|-------------|--------|-----|--|-------|
| INCH      |       | MM   |      | GA                          | MM  |                | PUNCH UNIT (INCLUDES PUNCH, DIE, DRAW STUD AND NUTS) |       | PUNCH | DIE   | DRAW STUD | BB DRIVE NUT       | COUNTER NUT | INCH   | MM  |  | LBS   |
| A         | B     | A    | B    |                             |     |                |  |       |       |       |           |                    |             |        |     |  |       |
| 0.500     | 0.469 | 12.7 | 11.9 | 16                          | 2.0 | Hand/Hydr.     | 60077  | 60078 | 60079 | 60115 | 60120     | 05244              | .375        | 9.5    | .9  | .41                                    | 60114 |
| 0.625     | 0.594 | 15.9 | 15.1 | 14                          | 2.0 | Hand/Hydr.     | 61080**  |       |       | 34421 | 34733     | 04638              | .500        | 12.7   | 1.1 | .50                                    | 33967 |
| 0.750     | 0.703 | 19.1 | 19.1 | 14                          | 2.0 | Hand/Hydr.     | 61083**  |       |       | 34421 | 34733     | 04638              | .500        | 12.7   | 1.2 | .50                                    | 33967 |

For use with any Greenlee Hydraulic Driver or Battery-Powered Driver

For maximum draw stud life, Greenlee recommends the use of battery or hydraulic drivers  
\*\* Sold as Unit only

## Double "D" Punches

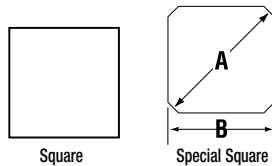


| HOLE SIZE |       |      |      | MAXIMUM CAPACITY MILD STEEL |     | OPERATION TYPE | CAT./UPC NO  |  |           |              |             | MINIMUM PILOT HOLE |      | WEIGHT |     | OPTIONAL ADAPTER FOR HYDRAULIC DRIVERS |       |
|-----------|-------|------|------|-----------------------------|-----|----------------|--|--|-----------|--------------|-------------|--------------------|------|--------|-----|--|-------|
| INCH      |       | MM   |      | GA                          | MM  |                | PUNCH UNIT (INCLUDES PUNCH, DIE, DRAW STUD AND NUTS) |  | DRAW STUD | BB DRIVE NUT | COUNTER NUT | INCH               | MM   | LBS    | KG  |  |       |
| A         | B     | A    | B    |                             |     |                |  |  |           |              |             |                    |      |        |     |  |       |
| 0.769     | 0.642 | 19.5 | 16.3 | 14                          | 2.0 | Hand/Hydr.     | 61086**  |  |           | 34421        | 34733       | 04638              | .500 | 12.7   | 1.1 | .50                                    | 33967 |
| 0.795     | 0.697 | 20.2 | 17.6 | 14                          | 2.0 | Hand/Hydr.     | 61089**  |  |           | 34421        | 34733       | 04638              | .500 | 12.7   | 1.1 | .50                                    | 33967 |
| 0.913     | 0.756 | 23.2 | 19.2 | 14                          | 2.0 | Hand/Hydr.     | 61092**  |  |           | 34421        | 34733       | 04638              | .500 | 12.7   | 1.2 | .54                                    | 33967 |
| 0.913     | 0.795 | 23.2 | 20.2 | 14                          | 2.0 | Hand/Hydr.     | 61095**  |  |           | 34421        | 34733       | 04638              | .500 | 12.7   | 2   | .9                                     | 33967 |
| 1.375     | 1.125 | 34.9 | 28.6 | 14                          | 2.0 | Hand/Hydr.     | 60098**  |  |           | 60166        | 60165       | 60258              | .875 | 23.8   | 2.5 | 1.1                                    | 60167 |

For use with any Greenlee Hydraulic Driver or Battery-Powered Driver

For maximum draw stud life, Greenlee recommends the use of battery or hydraulic drivers  
\*\* Sold as Unit only

## Square and Special Square Punches



| HOLE SIZE             |               |               |         | MAXIMUM CAPACITY MILD STEEL |     | OPERATION TYPE | CAT./UPC NO  |       |       |       |           | MINIMUM PILOT HOLE |             | WEIGHT |      | OPTIONAL ADAPTER FOR HYDRAULIC DRIVERS |       |    |
|-----------------------|---------------|---------------|---------|-----------------------------|-----|----------------|--|-------|-------|-------|-----------|--------------------|-------------|--------|------|--|-------|----|
| INCH                  |               | MM            |         | GA                          | MM  |                | PUNCH UNIT (INCLUDES PUNCH, DIE, DRAW STUD AND NUTS) |       | PUNCH | DIE   | DRAW STUD | BB DRIVE NUT       | COUNTER NUT | INCH   | MM   |  | LBS   | KG |
|                       |               |               |         |                             |     |                |  |       |       |       |           |                    |             |        |      |  |       |    |
| 1/2"                  | 0.500 x 0.500 | 12.7 x 12.7   |         | 16                          | 1.5 | Hand/Hydr.     | 60001  |       |       | 60115 | 60120     | 05244              | .375        | 9.5    | 1.1  | .50                                    | 60114 |    |
| 5/8"                  | 0.625 x 0.625 | 15.9 x 15.9   |         | 14                          | 2.0 | Hand/Hydr.     | 61004  |       |       | 34421 | 34733     | 04638              | .500        | 12.7   | 1.5  | .68                                    | 33967 |    |
| 3/4"                  | 0.750 x 0.750 | 19.1 x 19.1   |         | 14                          | 2.0 | Hand/Hydr.     | 61007**  |       |       | 34421 | 34733     | 04638              | .500        | 12.7   | 1.5  | .68                                    | 33967 |    |
| 7/8"                  | 0.882 x 0.882 | 22.4 x 22.4   |         | 14                          | 2.0 | Hand/Hydr.     | 61010**  |       |       | 34421 | 34733     | 04638              | .500        | 12.7   | 1.8  | .82                                    | 33967 |    |
|                       | 0.945 x 0.945 | 24.0 x 24.0   |         | 14                          | 2.0 | Hand/Hydr.     | 61013**  |       |       | 34421 | 34733     | 04638              | .500        | 12.7   | 2.3  | 1.0                                    | 33967 |    |
| 1"                    | 1.000 x 1.000 | 25.4 x 25.4   |         | 14                          | 2.0 | Hand/Hydr.     | 60016  | 60017 | 60018 | 60117 | 60165     | 60258              | .625        | 15.9   | 2.4  | 1.1                                    | 60167 |    |
|                       | 1.772 x 1.772 | 45.0 x 45.0   |         | 10                          | 3.5 | Hydr. Only     | 60287  | 60288 | 60289 | 60118 | —         | 60235              | 1.188       | 30.2   | 6.0  | 2.7                                    | ∅     |    |
| 1-13/16"              | 1.811 x 1.811 | 46.0 x 46.0   |         | 10                          | 3.5 | Hydr. Only     | 60019  | 60020 | 60019 | 60118 | —         | 60235              | 1.188       | 30.2   | 6.2  | 2.8                                    | ∅     |    |
| 2"                    | 2.000 x 2.000 | 50.8 x 50.8   |         | 10                          | 3.5 | Hydr. Only     | 60168  | 60169 | 60170 | 60118 | —         | 60235              | 1.188       | 30.2   | 6.9  | 3.1                                    | ∅     |    |
| 2-11/16"              | 2.677 x 2.677 | 68.0 x 68.0   |         | 10                          | 3.5 | Hydr. Only     | 60171  | 60172 | 60173 | 60118 | —         | 60235              | 1.188       | 30.2   | 10.1 | 4.6                                    | ∅     |    |
| 3-5/8"                | 3.622 x 3.622 | 92.0 x 92.0   |         | 10                          | 3.5 | *Hydr. Only    | 60174  | 60175 | 60176 | 60118 | —         | 60235              | 1.188       | 30.2   | 14.8 | 6.7                                    | *     |    |
| 4-1/8"                | 4.125 x 4.125 | 104.8 x 104.8 |         | 10                          | 3.5 | *Hydr. Only    | 60177  | 60178 | 60179 | 60118 | —         | 60235              | 1.188       | 30.2   | 18.8 | 8.5                                    | *     |    |
|                       | 5.433 x 5.433 | 138.0 x 138.0 |         | 14                          | 2.0 | *Hydr. Only    | 60234  | 60023 | 60024 | 60118 | —         | 60235              | 1.188       | 30.2   | 20   | 9.1                                    | *     |    |
| <b>SPECIAL SQUARE</b> |               |               |         |                             |     |                |  |       |       |       |           |                    |             |        |      |  |       |    |
| 0.886(A)              | 0.791(B)      | 22.5 ∅(A)     | 20.1(B) | 14                          | 2.0 | Hand/Hydr.     | 61125**  |       |       | 34421 | 34733     | 04638              | .500        | 12.7   | .7   | .3                                     | 33967 |    |

\*For use with Hand and Foot Pump Hydraulic Drivers with Ram. For use with any Greenlee Hydraulic Driver or Battery-Powered Driver  
\*\* Sold as Unit only ∅ For use with any Greenlee Hydraulic Driver or Battery-Powered Driver

For maximum draw stud life, Greenlee recommends the use of battery or hydraulic drivers

## Rectangular Punches

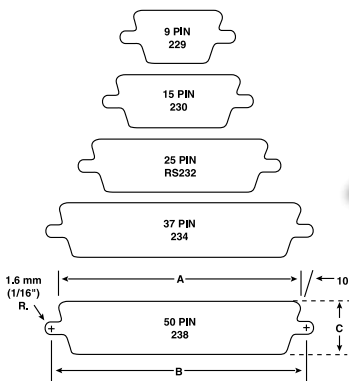


| HOLE SIZE     |              | MAXIMUM CAPACITY MILD STEEL |     | OPERATION TYPE | CAT./UPC NO  |       |           |              |             | MINIMUM PILOT HOLE |       | WEIGHT |      | OPTIONAL ADAPTER FOR HYDRAULIC DRIVERS |        |
|---------------|--------------|-----------------------------|-----|----------------|--|-------|-----------|--------------|-------------|--------------------|-------|--------|------|--|--------|
| INCH          | MM           | GA                          | MM  |                | PUNCH UNIT (INCLUDES PUNCH, DIE, DRAW STUD AND NUTS) |       | DRAW STUD | BB DRIVE NUT | COUNTER NUT | INCH               | MM    | LBS    | KG   |  |        |
| 0.437 x 0.875 | 11.1 x 22.2  | 16                          | 1.5 | ∅Hand/Hydr.    | 60025  | 60026 | 60027     | 60115        | 60120       | 05244              | .375  | 9.5    | 1.2  | .5                                     | 60114∅ |
| 0.670 x 0.749 | 17.0 x 19.0  | 14                          | 2.0 | ∅Hand/Hydr.    | 61028  |       |           | 34421        | 34733       | 04638              | .500  | 12.7   | 1.5  | .68                                    | 33967∅ |
| 0.750 x 1.140 | 19.1 x 29.0  | 14                          | 2.0 | ∅Hand/Hydr.    | 60031  | 60032 | 60033     | 60117        | 60165       | 60258              | .625  | 15.9   | 2.3  | 1.0                                    | 60167∅ |
| 0.750 x 1.310 | 19.1 x 33.3  | 14                          | 2.0 | ∅Hand/Hydr.    | 60034  | 60035 | 60036     | 60117        | 60165       | 60258              | .625  | 15.9   | 2.3  | 1.0                                    | 60167∅ |
| 0.861 x 1.018 | 21.9 x 25.9  | 14                          | 2.0 | ∅Hand/Hydr.    | 60037  | 60038 | 60039     | 60117        | 60165       | 60258              | .625  | 15.9   | 2.3  | 1.0                                    | 60167∅ |
| 0.866 x 1.181 | 22.0 x 30.0  | 14                          | 2.0 | ∅Hand/Hydr.    | 60040  | 60041 | 60042     | 60117        | 60165       | 60258              | .625  | 15.9   | 2.4  | 1.1                                    | 60167∅ |
| 0.866 x 1.654 | 22.0 x 42.0  | 14                          | 2.0 | ∅Hand/Hydr.    | 60043  | 60045 | 60046     | 60117        | 60165       | 60258              | .625  | 15.9   | 2.9  | 1.3                                    | 60167∅ |
| 0.990 x 1.140 | 25.1 x 29.0  | 14                          | 2.0 | ∅Hand/Hydr.    | 60047  | 60048 | 60049     | 60117        | 60165       | 60258              | .625  | 15.9   | 2.6  | 1.2                                    | 60167∅ |
| 1.250 x 1.380 | 31.8 x 35.1  | 14                          | 2.0 | ∅Hand/Hydr.    | 60050  | 60051 | 60052     | 60117        | 60165       | 60258              | .625  | 15.9   | 3.1  | 1.4                                    | 60167∅ |
| 1.312 x 2.625 | 33.3 x 67.9  | 10                          | 3.5 | ∅Hand/Hydr.    | 60053  | 60054 | 60055     | 60118        | —           | 60235              | 1.188 | 30.2   | 5.1  | 2.3                                    | ∅      |
| 1.378 x 2.047 | 35.0 x 52.0  | 10                          | 3.5 | ∅Hand/Hydr.    | 60056  | 60057 | 60058     | 60118        | —           | 60235              | 1.188 | 30.2   | 6.1  | 2.8                                    | ∅      |
| 1.378 x 2.559 | 35.0 x 65.0  | 10                          | 3.5 | ∅Hand/Hydr.    | 60059  | 60060 | 60061     | 60118        | —           | 60235              | 1.188 | 30.2   | 6.8  | 3.1                                    | ∅      |
| 1.378 x 3.228 | 35.0 x 82.0  | 14                          | 2.0 | ∅Hand/Hydr.    | 60062  | 60063 | 60064     | 60118        | —           | 60235              | 1.188 | 30.2   | 7.7  | 3.5                                    | *      |
| 1.378 x 4.409 | 35.0 x 112.0 | 14                          | 2.0 | ∅Hand/Hydr.    | 60065  | 60066 | 60067     | 60118        | —           | 60235              | 1.188 | 30.2   | 9.2  | 4.2                                    | *      |
| 1.811 x 3.622 | 46.0 x 92.0  | 10                          | 3.5 | ∅Hand/Hydr.    | 60068  | 60069 | 60070     | 60118        | —           | 60235              | 1.188 | 30.2   | 8.9  | 4.0                                    | *      |
| 2.250 x 3.500 | 57.2 x 88.9  | 10                          | 3.5 | ∅Hand/Hydr.    | 60071  | 60072 | 60073     | 60118        | —           | 60235              | 1.188 | 30.2   | 10.1 | 4.6                                    | *      |
| 2.677 x 5.433 | 68.0 x 138.0 | 14                          | 2.0 | ∅Hand/Hydr.    | 60074  | 60075 | 60076     | 60118        | —           | 60235              | 1.188 | 30.2   | 16.1 | 7.3                                    | *      |

\* For use with with Hand and Foot Pump Hydraulic Drivers with Ram  
∅ For use with any Greenlee Hydraulic Driver or Battery-Powered Driver

For maximum draw stud life, Greenlee recommends the use of battery or hydraulic drivers

## Electronic Connector Panel Punches



- Cut-out and mounting slots are punched in one operation.
- Drill only one 7/16" (11.1 mm) pilot hole (See page 110 for Kwik Stepper® step bits.)
- Fast, accurate panel punching with no sawing or filing required
- Universal size punches for front or back mount of TRW Cinch and ITT Cannon-type or equivalent connectors in 9, 15, 25, 37 or 50-pin configurations.

### SPECIFICATIONS

|                  |   |
|------------------|---|
| <b>Capacity</b>  | 16 gauge (1.5 mm) mild steel; 10 gauge (3.5 mm) aluminum  |
| <b>Operation</b> | Manual with a wrench; Quick Draw® and Quick Draw 90® hydraulic drivers, Battery Driver, Ram and Pump hydraulic drivers aluminum |

| PUNCH UNIT |         | NO. OF PINS | DIMENSIONS           |                     |                    | DRAW STUD | SQUARE COUNTER NUT | DRIVE NUT | WEIGHT |     |
|------------|---------|-------------|----------------------|---------------------|--------------------|-----------|--------------------|-----------|--------|-----|
| CAT. NO.   | UPC NO. |             | A                    | B                   | C                  |           |                    |           | LBS    | KG  |
| 229        | 34436   | 9           | .787"<br>(20.0 mm)   | .982"<br>(24.9 mm)  | .469"<br>(11.9 mm) | 34421     | 04638              | 34733     | 1.4    | .64 |
| 231        | 34437   | 15          | 1.127"<br>(28.6 mm)  | 1.309"<br>(33.3 mm) | .469"<br>(11.9 mm) | 34421     | 04638              | 34733     | 1.5    | .68 |
| RS232      | 34420   | 25          | 1.6555"<br>(42.0 mm) | 1.853"<br>(47.1 mm) | .469"<br>(11.9 mm) | 34421     | 04638              | 34733     | 2.0    | .91 |
| 234        | 34429   | 37          | 2.296"<br>(58.3 mm)  | 2.497"<br>(58.3 mm) | .469"<br>(11.9 mm) | 34421     | 04638              | 34733     | 2.0    | .91 |
| 238        | 34444   | 50          | 2.201"<br>(55.9 mm)  | 2.402"<br>(61.0 mm) | .579"<br>(14.7 mm) | 34421     | 04638              | 34733     | 2.0    | .91 |

For maximum draw stud life, Greenlee recommends the use of battery or hydraulic drivers

# KNOCKOUT PARTS CABINETS

## Knockout Punch Parts Assortment Cabinets



7360SB



7361SB

- Includes balanced stock of replacement parts in sturdy steel cabinets

| CAT NO. | UPC NO. | DESCRIPTION  |
|---------|---------|--|
| 7360SB  | 34358   | Knockout Punch Parts Assortment 1/2" - 2". Includes Metal Cabinet 14" High, 13" Wide and 14-3/4" Deep, with 4 Drawers. |
| 7361SB  | 34359   | Knockout Punch Parts Assortment 1/2" - 3". Includes Metal Cabinet 19-1/2" High, 27" Wide and 15" Deep with 4 Drawers.  |

### 7361SB/34359 PARTS CABINET INCLUDES

| CAT NO.   | UPC NO. | DESCRIPTION                       | QTY. |
|-----------|---------|-----------------------------------|------|
| 721-1/2   | 31756   | Slug-Buster® 1/2" Conduit Punch   | 18   |
| 14722     | 14722   | 1/2" Conduit Die                  | 12   |
| 721-3/4   | 31757   | Slug-Buster® 3/4" Conduit Punch   | 6    |
| 124AV     | 06972   | 3/4" Conduit Die                  | 6    |
| 721-1     | 31758   | Slug-Buster® 1" Conduit Punch     | 6    |
| 126AV     | 04011   | 1" Conduit Die                    | 6    |
| 721-1-1/4 | 31759   | Slug-Buster® 1-1/4" Conduit Punch | 6    |
| 128AV     | 04013   | 1-1/4" Conduit Die                | 6    |
| 721-1-1/2 | 31760   | Slug-Buster® 1-1/2" Conduit Punch | 3    |
| 440AV     | 04061   | 1-1/2" Conduit Die                | 3    |
| 721-2     | 31761   | Slug-Buster® 2" Conduit Punch     | 3    |
| 442AV     | 04063   | 2" Conduit Die                    | 2    |
| 1429AV    | 04175   | 2-1/2" Conduit Punch              | 1    |
| 1430AV    | 04177   | 2-1/2" Conduit Die                | 1    |
| 1431AV    | 04180   | 3" Conduit Punch                  | 1    |
| 1432AV    | 04183   | 3" Conduit Die                    | 1    |
| 00042     | 00042   | 3/8" Draw Stud                    | 12   |
| 249AVBB   | 04040   | 3/4" Drive Screw                  | 8    |
| 304AVBB   | 04042   | 3/4" Drive Screw                  | 6    |
| 1434AV    | 04188   | 5-1/2" x 3/4" Drive Screw         | 1    |
| 1433AVBB  | 04187   | 1" Ball Bearing Nut               | 1    |
| 12097     | 12097   | 3/8" Adapter Screw                | 6    |
| 30227     | 30227   | 7/16" Adapter Screw               | 2    |
| 12099     | 12099   | 3/4" Ball Bearing Adapter Screw   | 2    |
| 20963     | 20963   | 3/8" Draw Stud                    | 20   |
| 2113B     | 10109   | 3/4" Draw Stud                    | 6    |
| 1557AA    | 03170   | 1-1/8" Punch Sleeve               | 1    |
| 3037AV    | 04686   | 3-1/2", 4" & 5" Conduit Bushing   | 1    |
| 1924AA    | 03248   | Short Spacer                      | 4    |
| 1925AA    | 03249   | Medium Spacer                     | 4    |
| 1926AA    | 06904   | Long Spacer                       | 4    |
| 28154     | 28154   | Punch 1/2" HD Slug Splitter® SC   | 1    |
| 28155     | 28155   | Die 1/2" HD Slug Splitter® SC     | 1    |
| 29451     | 29451   | Draw Stud, 7/16" Stainless Steel  | 1    |
| 31834     | 31834   | Cabinet A only (top)              | 1    |
| 31849     | 31849   | Cabinet B only (bottom)           | 1    |

### 7360SB/34358 PARTS CABINET INCLUDES

| CAT NO.   | UPC NO. | DESCRIPTION                       | QTY. |
|-----------|---------|-----------------------------------|------|
| 721-1/2   | 31756   | Slug-Buster® 1/2" Conduit Punch   | 18   |
| 14722     | 14722   | 1/2" Conduit Die                  | 12   |
| 721-3/4   | 31757   | Slug-Buster® 3/4" Conduit Punch   | 6    |
| 124AV     | 06972   | 3/4" Conduit Die                  | 6    |
| 721-1     | 31758   | Slug-Buster® 1" Conduit Punch     | 3    |
| 126AV     | 04011   | 1" Conduit Die                    | 3    |
| 721-1-1/4 | 31759   | Slug-Buster® 1-1/4" Conduit Punch | 3    |
| 128AV     | 04013   | 1-1/4" Conduit Die                | 3    |
| 721-1-1/2 | 31760   | Slug-Buster® 1-1/2" Conduit Punch | 2    |
| 440AV     | 04061   | 1-1/2" Conduit Die                | 2    |
| 721-2     | 31761   | Slug-Buster® 2" Conduit Punch     | 2    |
| 442AV     | 04063   | 2" Conduit Die                    | 1    |
| 00042     | 00042   | 3/8" Drive Screw                  | 12   |
| 249AVBB   | 04040   | 3/4" Drive Screw                  | 4    |
| 304AVBB   | 04042   | 3/4" Drive Screw                  | 4    |
| 12097     | 12097   | 3/8" Adapter Screw                | 4    |
| 20963     | 20963   | 3/8" Draw Stud                    | 20   |
| 2113B     | 10109   | 3/4" Draw Stud                    | 4    |
| 31832     | 31832   | Cabinet only                      | 1    |

# DRAW STUDS FOR KNOCKOUTS

## Replacement Draw Studs for SPEED PUNCH®

| PUNCHES                     | DRIVER   |
|-----------------------------|--|
| Slug-Buster® SPEED Punch®   |  <p>7212SP11 – 3/4" (19 mm) x 4.8" (122 mm)</p>    |
|                             |  <p>7212SP12 – 3/4" (19 mm) x 5.63" (143 mm)</p>   |
|                             |  <p>7212SP13 – 3/8" (10 mm) x 4.7" (119 mm)</p>    |
|                             |  <p>7212SP14 – 3/8" (10 mm) x 3.8" (97 mm)</p>     |
| Slug-Splitter® SPEED PUNCH® |  <p>7212SP21 – 3/4" (19 mm) x 5.8" (148 mm)</p>   |
|                             |  <p>7212SP22 – 3/8" (10 mm) x 4.77" (121 mm)</p> |
|                             |  <p>7212SP23 – 3/4" (19 mm) x 5.0" (127 mm)</p>  |
|                             |  <p>7212SP24 – 3/8" (10 mm) x 3.8" (97 mm)</p>   |
| Oiltight SPEED PUNCH®       |  <p>7212SP31 – 3/8" (10 mm) x 4.9" (124 mm)</p>  |
|                             |  <p>7212SP32 – 3/8" (10 mm) x 4.0" (102 mm)</p>  |

**Replacement Draw Studs for Manual Drivers**

**Replacement Draw Stud Selection Guide**


Refer to the **ACTUAL SIZE PICTURES** and information below when ordering a replacement draw stud. Sizes given are diameter X length.




3026AV –  
1-1/8" (28.6 mm) x 7-1/2" (190 mm)



1675AV Draw Stud – 1/4" (6.4 mm) x 1-3/8" (35 mm)



00042 – 3/8" (9.5 mm) x 1-5/8" (41 mm)



249AVBB – 3/4" (19.0 mm) x 2-1/8" (54 mm)



304AVBB – 3/4" (19.0 mm) x 2-15/16" (75 mm)



1434AV  
3/4" (19.0 mm) x  
5-1/2" (140 mm)



## Replacement Draw Studs for Hydraulic Drivers

### Replacement Draw Stud Selection Guide

Refer to the **ACTUAL SIZE PICTURES** and information below when ordering a replacement draw stud.

Sizes given are diameter X length.



33967 (Adapter) – 3/4" (19 mm)  
x 3/8" (9.5 mm) internal



60167 (Adapter) – 3/4" (19 mm)  
x 1/2" (12.7 mm) internal



60114 (Adapter) – 3/4" (19 mm)  
x 1/4" (6.35 mm) internal



1557AA – 1-1/8" (28.6 mm) x 3" (76 mm)



1557SS – 1/8" (28.6 mm) x 2.65" (67 mm)  
Use With Slug Splitter® Punches



1614SS – 3/8" (9.5 mm)  
x 2-13/16" (71 mm)



20963 – 3/8" (9.5 mm)  
to 3/4" (19.0 mm)  
x 4.8" (122 mm)



2113B – 3/4" (19.0 mm)  
x 5.38" (137 mm)



7212AA1 – 1-3/8" (35 mm) x 2.65" (67 mm)  
Use with 746



7212AA2 – 1-3/8" (35 mm) x 2.48" (63 mm)  
Use with LS100

**Replacement Draw Studs for Hydraulic Drivers (continued)**

---



31872 – 3/4" (19 mm) x 4-1/2" (114.3 mm)



29451 – 7/16" (11.1 mm) x 4-1/4" (108 mm)



29452 – 3/4" (19.0 mm) x 5-1/2" (140 mm)

**Replacement Draw Studs for Ratchet Drivers**

---

**Replacement Draw Stud Selection Guide**

Refer to the **ACTUAL SIZE PICTURES** and information below when ordering a replacement draw stud. Sizes given are diameter X length.



12099 – 3/4" (19.0 mm) x 4-3/4" (121 mm)



30227 – 7/16" (11.1 mm) x 3-5/8" (92 mm)



12097 – 3/8" (9.5 mm) x 3-1/2" (89 mm)

## Replacement Draw Studs for Special Shape Punches

### Replacement Draw Stud Selection Guide

Refer to the **ACTUAL SIZE PICTURES** and information below when ordering a replacement draw stud. Sizes given are diameter X length.

For maximum draw stud life, Greenlee recommends the use of battery or hydraulic drivers.



60118 – 3/4" (19 mm)  
x 6-3/4" (171.5 mm)



60166 – 1/2" (12.7 mm) x 4-5/8" (117.5 mm)



60117 – 1/2" (12.7 mm) x 4-5/8" (117.5 mm)



34421 – 3/8" (9.5 mm) x 3-1/2" (88.9 mm)



60115 – 1/4" (6.3 mm) x 3-7/16" (87.3 mm)

# KNOCKOUT ACCESSORIES USAGE

## Standard Threaded Punches

|                 |         |         |        | LS100    |           |           |        | 746 RAM  |           |        |        | LS50 / QUICK DRAW |           |        |        |
|-----------------|---------|---------|--------|----------|-----------|-----------|--------|----------|-----------|--------|--------|-------------------|-----------|--------|--------|
| SIZE            | PUNCH   | DIE     |        | CAPACITY | DRAW STUD | SPACER    | SLEEVE | CAPACITY | DRAW STUD | SPACER | SLEEVE | CAPACITY          | DRAW STUD | SPACER | SLEEVE |
| MILD STEEL      | 1/2"    | 1/2"    | 14722P | 10 GA    | 20963     | 1924AA    | —      | 10 GA    | 20963     | 1924AA | —      | 10 GA             | 1614SSP   | 1924AA | 33967  |
|                 | 3/4"    | 3/4"    | 124AVP |          |           |           |        |          |           |        |        |                   |           |        |        |
|                 | 1-7/32" | 1-7/32" | 36278  |          |           |           |        |          |           |        |        |                   |           |        |        |
|                 | 1"      | 1"      | 126AVP |          |           |           |        |          |           |        |        |                   |           |        |        |
|                 | 1-1/4"  | 1-1/4"  | 128AVP |          |           |           |        |          |           |        |        |                   |           |        |        |
|                 | 1-1/2"  | 1-1/2"  | 440AVP |          |           |           |        |          |           |        |        |                   |           |        |        |
|                 | 2"      | 2"      | 442AVP |          |           |           |        |          |           |        |        |                   |           |        |        |
|                 | 2-1/2"  | 2-1/2"  | 1430AV |          |           |           |        |          |           |        |        |                   |           |        |        |
|                 | 3"      | 3"      | 1432AV |          |           |           |        |          |           |        |        |                   |           |        |        |
|                 | 3-1/2"  | 3-1/2"  | 2981AV |          |           |           |        |          |           |        |        |                   |           |        |        |
| 4"              | 4"      | 2983AV  | 1557AA | 1557AA   | NOT RATED |           |        |          |           |        |        |                   |           |        |        |
| STAINLESS STEEL | 1/2"    | 28154   | 28155  | 10 GA    | 29451     | —         | —      | 10 GA    | 29451     | 1924AA | —      | 10 GA             | 29451     | 1924AA | —      |
|                 | 3/4"    | 28156   | 28157  |          |           |           |        |          |           |        |        |                   |           |        |        |
|                 | 1-7/32" | 36490   | 36489  |          |           |           |        |          |           |        |        |                   |           |        |        |
|                 | 1"      | 28158   | 28159  |          |           |           |        |          |           |        |        |                   |           |        |        |
|                 | 1-1/4"  | 28160   | 28161  |          |           |           |        |          |           |        |        |                   |           |        |        |
|                 | 1-1/2"  | 28162   | 28163  |          |           |           |        |          |           |        |        |                   |           |        |        |
|                 | 2"      | 28165   | 28166  |          |           |           |        |          |           |        |        |                   |           |        |        |
|                 | 2-1/2"  | 00622   | 00626  |          |           |           |        |          |           |        |        |                   |           |        |        |
|                 | 3"      | 00623   | 00627  |          |           |           |        |          |           |        |        |                   |           |        |        |
|                 | 3-1/2"  | 00624   | 00629  |          |           |           |        |          |           |        |        |                   |           |        |        |
| 4"              | 00625   | 00630   | 12 GA  | 1557SS   | 1557SS    | NOT RATED |        |          |           |        |        |                   |           |        |        |

## SPEED PUNCH® Punches

|                 |           |                |                | LS100    |           |          | 746 RAM  |           |        | LS50 / QUICK DRAW |           |
|-----------------|-----------|----------------|----------------|----------|-----------|----------|----------|-----------|--------|-------------------|-----------|
| SIZE            | PUNCH     | DIE            | SPEED LOCK     | CAPACITY | DRAW STUD | SLEEVE   | CAPACITY | DRAW STUD | SLEEVE | CAPACITY          | DRAW STUD |
| MILD STEEL      | 1/2"      | 7212SP-1/2P    | 7212SP-1/2D    | SP-LOCK  | 10 GA     | 7212SP12 | 10 GA    | 7212SP12  | —      | 10 GA             | 7212SP14  |
|                 | 3/4"      | 7212SP-3/4P    | 7212SP-3/4D    |          |           |          |          |           |        |                   |           |
|                 | 1-7/32"   | 7212SP-1-7/32P | 7212SP-1-7/32D |          |           |          |          |           |        |                   |           |
|                 | 1"        | 7212SP-1P      | 7212SP-1D      |          |           |          |          |           |        |                   |           |
|                 | 1-1/4"    | 7212SP-1-1/4P  | 7212SP-1-1/4D  |          |           |          |          |           |        |                   |           |
|                 | 1-1/2"    | 7212SP-1-1/2P  | 7212SP-1-1/2D  |          |           |          |          |           |        |                   |           |
|                 | 2"        | 7212SP-2P      | 7212SP-2D      |          |           |          |          |           |        |                   |           |
|                 | 2-1/2"    | 7212SP-2-1/2P  | 7212SP-2-1/2D  |          |           |          |          |           |        |                   |           |
|                 | 3"        | 7212SP-3P      | 7212SP-3D      |          |           |          |          |           |        |                   |           |
|                 | 3-1/2"    | 7212SP-3-1/2P  | 7212SP-3-1/2D  |          |           |          |          |           |        |                   |           |
| 4"              | 7212SP-4P | 7212SP-4D      | 7212AA2        | 7212AA1  | NOT RATED |          |          |           |        |                   |           |
| STAINLESS STEEL | 1/2"      | 745SP-1/2P     | 745SP-1/2D     | SP-LOCK  | 10 GA     | 7212SP21 | 10 GA    | 7212SP21  | —      | 10 GA             | 7212SP14  |
|                 | 3/4"      | 745SP-3/4P     | 745SP-3/4D     |          |           |          |          |           |        |                   |           |
|                 | 1-7/32"   | 745SP-1-7/32P  | 745SP-1-7/32D  |          |           |          |          |           |        |                   |           |
|                 | 1"        | 745SP-1P       | 745SP-1D       |          |           |          |          |           |        |                   |           |
|                 | 1-1/4"    | 745SP-1-1/4P   | 745SP-1-1/4D   |          |           |          |          |           |        |                   |           |
|                 | 1-1/2"    | 745SP-1/2P     | 745SP-1/2D     |          |           |          |          |           |        |                   |           |
|                 | 2"        | 745SP-2P       | 745SP-2D       |          |           |          |          |           |        |                   |           |

# STUD PUNCHES

## ESP710L Stud Punch



ESP710L11

- This tool punches 1-11/32" (34.1 mm) diameter holes in 16 and 18 gauge structural studs
- Has the ability to punch holes in under 5 seconds
- The ESP710L can take both time and hard work out of the stud punching process
- 4" Throat Depth from center of punch

| CAT. NO.  | UPC NO. | DESCRIPTION                  |
|-----------|---------|------------------------------|
| ESP710L11 | 52165   | Punch, Stud Bat 120V Charger |

### BATTERY-POWERED STUD PUNCH

| CAT. NO.  | UPC NO. | ACTUAL HOLE SIZE |      | WEIGHT |     | LENGTH |     | HEIGHT |     | CAPACITY |     | BATTERY           | CHARGER  |
|-----------|---------|------------------|------|--------|-----|--------|-----|--------|-----|----------|-----|-------------------|----------|
|           |         | IN.              | MM   | LBS    | KG  | IN.    | MM  | IN.    | MM  | GA       | MM  |                   |          |
| ESP710L11 | 52165   | 1-11/32          | 34.1 | 9.2    | 4.2 | 15     | 381 | 11-3/4 | 298 | 16       | 1.5 | 3.0Ah 18V, Li-Ion | 120 Volt |

## Plumber Stud Punch



713

- Punches 2-5/8" (66.7 mm) diameter hole in metal studs for professional-looking installation of 2" water, vent, and waste pipes
- Two-speed lever action for fast, easy punching of 24 to 20 gauge thick metal studs
- 2-1/8" (54 mm) throat width fits over most studs and channels
- High strength alloy aluminum c-frame and handle provides lightweight tool for easy handling—10.6 lb. (4.8 KG)
- Lever action punch retraction strips punch out of metal stud fast and easy Patent #6,647,630

### SPECIFICATIONS

|                         |                   |
|-------------------------|-------------------|
| <b>Actual Hole Size</b> | 2-5/8" (66.7 mm)  |
| <b>Weight</b>           | 10.6 LBS (4.8 KG) |
| <b>Length</b>           | 23-1/2" (596 mm)  |
| <b>Height</b>           | 9-3/4" (247 mm)   |
| <b>Capacity</b>         | 24-20 GA (0.9 mm) |

| CAT. NO.       | UPC NO. | DESCRIPTION            |
|----------------|---------|------------------------|
| 713            | 06430   | Plumber Stud Punch     |
| <b>R</b> 08377 | 08377   | Punch for 713          |
| <b>R</b> 08379 | 08379   | Die for 713            |
| <b>R</b> 08375 | 08375   | Link                   |
| <b>R</b> 55316 | 55316   | Pin, Groove .31 x 1.75 |

## Metal Stud Punches



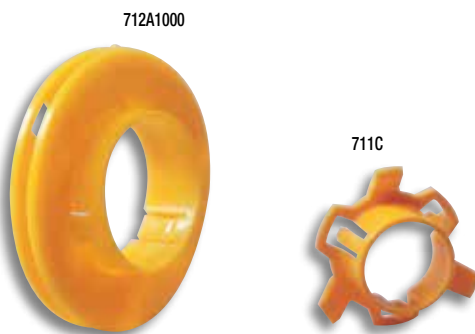
- Punch up through 20 gauge (0.9 mm) steel studs in one stroke
- Aluminum head provides strength with minimum weight, reducing operator fatigue
- Contoured handle design gives better operator leverage and makes it possible to punch in tight places
- Self-stripping design eliminates punch hang-ups
- Automatically centers holes on standard studs
- Conversion kit available to upgrade early models from 24 gauge to 20 gauge maximum capacity

### SPECIFICATIONS

**Capacity** 709 - 1-5/8" (41.3 mm) and wider studs.  
20 gauge (0.9 mm) steel studs.  
710 - 2-1/2" (63.4 mm) and wider studs.  
20 gauge (0.9 mm) steel studs.

| CAT NO. | UPC NO. | DESCRIPTION   | WEIGHT |     |
|---------|---------|---|--------|-----|
|         |         |   | LBS    | KG  |
| 709     | 22280   | 7/8" (22.2 mm) Diameter Stud Punch  | 7      | 3.2 |
| 710     | 21285   | 1-11/32" (34.1 mm) Diameter Stud Punch  | 7.5    | 3.5 |
| 30968   | 30968   | Conversion Kit – Upgrades Early Model 709 or 710 from 24 to 20 Gauge Maximum Capacity |        |     |
| 121AV   | 04006   | Punch for 709   |        |     |
| 22286   | 22286   | Die for 709   |        |     |
| 24823   | 24823   | Punch for 710   |        |     |
| 21297   | 21297   | Die for 710   |        |     |
| 06015   | 06015   | Pin Kit   |        |     |
| 36617   | 36617   | Link  |        |     |
| 05932   | 05932   | Link and Pin Kit (709/710)  |        |     |
| 21557   | 21557   | Compression Spring  |        |     |

## Bushings for Metal Stud Punches



- Triple lock design holds bushing securely
- Locks securely into metal studs from 24 gauge to 12 gauge (0.6 mm to 2.5 mm)
- Helps protect wire insulation from sharp edges of metal studs
- Makes pulling smooth and easy by preventing hang-ups of cable on raw metal edges

| CAT NO.  | UPC NO. | DESCRIPTION  | WEIGHT |     |
|----------|---------|--|--------|-----|
|          |         |  | LBS    | KG  |
| 711C     | 22288   | 100 Bushings for Hole Punched by 709 for 7/8" (22.2 mm) Diameter Hole                  | .5     | .23 |
| 711M     | 22289   | 1,000 Bushings for Hole Punched by 709 for 7/8" (22.2 mm) Diameter Hole                | 3.7    | 1.7 |
| 712A100  | 05927   | 100 Bushings for Pre-Punched Hole or 1-11/32" (34.1 mm) Diameter Hole Punched by 710   | 1.4    | .64 |
| 712A1000 | 05928   | 1,000 Bushings for Pre-Punched Hole or 1-11/32" (34.1 mm) Diameter Hole Punched by 710 | 15.5   | 7.0 |

## Manual Stud Punch



- Punch up through 20 gauge (0.9 mm) steel studs in one stroke
- Unique patented punch rolls the edge over for smooth installation of armored cable; cable won't hang up
- Contoured handle design gives better operator leverage and makes it possible to punch in tight places
- Automatically centers holes on standard studs


### SPECIFICATIONS

**Actual Hole Size** 1-1/4" (31.7 mm)  
**Weight** 4.0 LBS (1.8 KG)  
**Length** 16-3/4" (426 mm)  
**Height** 4-1/2" (247 mm)  
**Capacity** 24-20 GA (0.9 mm)

| CAT NO. | UPC NO. | DESCRIPTION       |
|---------|---------|-------------------|
| 724     | 10415   | Manual Stud Punch |
| 10419   | 10419   | Punch for 724     |

# C-FRAME PUNCHES

## 1731 & 1732 Portable C-Frame Punch Drivers



| CAT. NO. | UPC NO. | DESCRIPTION   | HOLE SIZE |    |      | KIT CAT./UPC NO. |                    |                |
|----------|---------|---|-----------|----|------|------------------|--------------------|----------------|
|          |         |   | IN        | MM | PG   | 1731/<br>15911   | 1731H767/<br>20486 | 1732/<br>27361 |
|          |         | C-Frame with Ram  |           |    |      | ✓                | ✓                  | ✓              |
| 13266    | 13266   | Punch Adapter - 3/8" Ø x 1/2" (9.5 mm)  |           |    |      |                  |                    | ✓              |
| 13267    | 13267   | Punch Adapter - 3/4" Ø x 1" (19.0 mm)   |           |    |      |                  |                    | ✓              |
| 13276    | 13276   | Punch Adapter - 3/8" Ø x 1/2" (9.5 mm)  |           |    |      | ✓                | ✓                  |                |
| 13277    | 13277   | Punch Adapter - 3/4" Ø x 1" (19.0 mm)   |           |    |      | ✓                | ✓                  |                |
| 13268    | 13268   | Punch Adapter - 1-1/8" Ø (28.6 mm)  |           |    |      |                  |                    | ✓              |
| 121AV    | 04006   | 1/2" Conduit Size Punch   | 1/2       | 16 | 22.5 | ✓                | ✓                  |                |
| 123AV    | 04008   | 3/4" Conduit Size Die   | 3/4       | 21 | 28.3 | ✓                | ✓                  |                |
| 125AV    | 04010   | 1" Conduit Size Punch   | 1         | —  | 34.6 | ✓                | ✓                  |                |
| 12087    | 12087   | C-Frame 1/2" Conduit Size Die   | 1/2       | 16 | 22.5 | ✓                | ✓                  |                |
| 12086    | 12086   | C-Frame 3/4" Conduit Size Die   | 3/4       | 21 | 28.3 | ✓                | ✓                  |                |
| 12085    | 12085   | C-Frame 1" Conduit Size Die   | 1         | —  | 34.6 | ✓                | ✓                  |                |
| 1725     | 1725    | 1725 Hydraulic Foot Pump  |           |    |      |                  |                    |                |
| 16634    | 16634   | Steel Case  |           |    |      | ✓                | ✓                  |                |
| 38316    | 38316   | High Pressure Hose Unit - 1/4" x 3'<br>(includes 1 each of the following 3 items) |           |    |      |                  |                    |                |
| 54169    | 54169   | 1/4" Male Coupler   |           |    |      |                  |                    |                |
| 54170    | 54170   | Dust Cap  |           |    |      |                  |                    |                |
| 06302    | 06302   | High Pressure Hose 1/4" x 3'  |           |    |      |                  |                    |                |
| 11797    | 11797   | Die Adapter - 3/8" Ø (9.5 mm)   |           |    |      |                  |                    | ✓              |
| 11790    | 11790   | Die Adapter - 3/4" Ø (19.0 mm)  |           |    |      |                  |                    | ✓              |
| 11789    | 11789   | Die Adapter - 1-1/8" Ø (28.6 mm)  |           |    |      |                  |                    | ✓              |
| 767      | 767     | Hydraulic Hand Pump   |           |    |      |                  | ✓                  |                |
| 755      | 755     | Hydraulic Hand Pump   |           |    |      |                  |                    |                |
| 37729    | 37729   | Hydraulic Hose - 1/4" x 10' (3 m)   |           |    |      |                  |                    |                |
| 11289    | 11289   | Hydraulic Hose - 3/8" x 6' (9.5 mm x 1.8)   |           |    |      |                  |                    |                |
| 27335    | 27335   | Metal Case  |           |    |      |                  |                    | ✓              |
| 50642    | 50642   | Nut - 3/4" - 10 (19.0 mm)   |           |    |      |                  |                    | ✓              |
| 12079    | 12079   | Frame   |           |    |      |                  |                    |                |
| 15631    | 15631   | Ram   |           |    |      |                  |                    |                |
| 37614    | 37614   | Quick Disconnect  |           |    |      |                  |                    |                |
| 11903    | 11903   | C-Frame   |           |    |      |                  |                    |                |
| 13814    | 13814   | Packing Kit   |           |    |      |                  |                    |                |

- Fast, one-shot punching, no predrilling of pilot holes
  - Throat measures 8" (203 mm) deep
- 1731**
- Great for punching junction boxes and small enclosures
  - Punch can be used with ram inside or outside of the junction box
  - For use with 1/2" – 1" (22.5 mm – 34.6 mm) conduit size and accessory sizes only
- 1732**
- Use with 1/2" through 4" conduit size and other round sizes only
  - Use with Greenlee standard round punches and dies (optional)

**SPECIFICATIONS**

**Capacity** 1731: Up through 10 gauge (3.0 mm) mild steel with Greenlee special C-Frame dies and standard punches; 1/2" through 1" conduit and 15.2 mm through 30.5 mm  
 1732: Up through 10 gauge (3.0 mm) mild steel with Greenlee Standard punches and dies; 1/2" through 4" conduit and 15.2 mm through 115.4 mm.

| CAT NO.  | UPC NO. | DESCRIPTION   | WEIGHT |    |
|----------|---------|---|--------|----|
|          |         |   | LBS    | KG |
| 1731     | 15911   | Driver with Ram, 1/2" Through 1" Conduit (22.5 mm through 34.6 mm) Punches and Dies | 32     | 15 |
| 1732     | 27361   | Driver with Ram, 3/8", 3/4" and 1-1/8" Punch and Die Adapters                       | 59     | 27 |
| 1731H767 | 20486   | Same as 1731 with 767 Hydraulic Hand Pump   | 36     | 17 |
| 21316    | 21316   | Pg-9 (15.2 mm) Punch (optional)   |        |    |
| 18557    | 18557   | Pg-9 (15.2 mm) Die (optional)   |        |    |
| 17700    | 17700   | Pg-11 (18.6 mm) Punch (optional)  |        |    |
| 18558    | 18558   | Pg-11 (18.6 mm) Die (optional)  |        |    |
| 17697    | 17697   | Pg-13 (20.4 mm) Punch (optional)  |        |    |
| 18559    | 18559   | Pg-13 (20.4 mm) Die (optional)  |        |    |
| 36282    | 36282   | 1-7/32" (30.5 mm) Oil Tight Punch (optional)  |        |    |
| 37103    | 37103   | 1-7/32" (30.5 mm) Oil Tight Die (optional)  |        |    |

# MANUAL HYDRAULIC PUMPS

## Hydraulic Hand Pump



767

- Lightweight and portable, for use with Greenlee Punch Drivers
- Versatile, operates in any position
- Single speed
- Rugged steel pump body/reservoir with cast aluminum handle
- Has mounting holes for easy, permanent mounting

**SPECIFICATIONS**


|                  |   |
|------------------|---|
| <b>Operation</b> | Manual – Hand   |
| <b>Capacity</b>  | 6,500 psi (448 bar), .0823 in <sup>3</sup> (13 mm <sup>3</sup> ) per stroke |
| <b>Length</b>    | 13" (330 mm)  |
| <b>Width</b>     | 4" (102 mm)   |
| <b>Height</b>    | 4" (102 mm)   |

| CAT. NO. | UPC NO. | DESCRIPTION  | WEIGHT |     |
|----------|---------|--|--------|-----|
|          |         |  | LBS    | kg  |
| 767      | 13284   | Hydraulic Hand Pump  | 6      | 2.7 |
| 04343    | 04343   | Seal Kit Repair for Serial Code ABM                                |        |     |
| 13800    | 13800   | *Seal Kit Repair for Serial Code 55D & Up                          |        |     |
| 30242    | 30242   | *Seal Kit Repair for Serial Code 68BG to BG33181628, BG331816 & Up |        |     |
| 30241    | 30241   | Reservoir Follower   |        |     |

\*NOTE: Must also purchase 30241 Follower

NOTE: See next page to select the proper hydraulic hose for this pump.

## Hydraulic Foot Pump



1725

- Free both hands to position and hold the working tool
- Foot activated release lever
- Hold-down pin keeps pedal down for storage and transport
- Angled base bar keeps the pump upright and stable
- Includes 1/4" (6.4 mm) female coupler with dust cap

**SPECIFICATIONS**

|                  |  |
|------------------|--|
| <b>Operation</b> | Manual – Foot  |
| <b>Capacity</b>  | 6,500 psi (448 bar), .117 in <sup>3</sup> (19 mm <sup>3</sup> ) per stroke |
| <b>Length</b>    | 16" (406 mm)   |
| <b>Height</b>    | Pedal down 6" (152 mm), Pedal up 12" (305 mm)                              |
| <b>Width</b>     | 8" (203 mm)  |

| CAT. NO. | UPC NO. | DESCRIPTION                | WEIGHT |    |
|----------|---------|----------------------------|--------|----|
|          |         |                            | LBS    | kg |
| 1725     | 31353   | Hydraulic Foot Pump        | 11     | 5  |
| 33336    | 33336   | Seal Kit w/ VK Serial Code |        |    |

NOTE: See next page to select the proper hydraulic hose for this pump.



# HYDRAULIC PUMP ACCESSORIES

## Hydraulic Hose Selection Guide

| TOOL CAT. NO./DESCRIPTION | TOOL COUPLER        | PUMP CAT. NO.     | HOSE CAT./UPC NO. |
|---------------------------|---------------------|-------------------|-------------------|
| 750 Cable Cutter          | 1/4" Female Coupler | 767               | 38316             |
| 750 Cable Cutter          | 1/4" Female Coupler | 1725              | 37729             |
| 750 Cable Cutter          | 1/4" Female Coupler | 975               | 17707             |
| 777 Bender                | 3/8" Female Coupler | 755, 975, or 980  | 11289             |
| 782 Bender                | 3/8" Female Coupler | 755 or 975        | 11289             |
| 800 Cable Bender          | 1/4" Female Coupler | 1725              | 37729             |
| 880 Bender                | 3/8" Female Coupler | 755 or 975        | 11289             |
| 882 Bender                | 3/8" Female Coupler | 755 or 975        | 11289             |
| 884 Bender                | 3/8" Female Coupler | 980               | 11289             |
| 885 Bender                | 3/8" Female Coupler | 980               | 11289             |
| 1731 C-Frame Punch Driver | 1/4" Female Coupler | 767               | 38316             |
| 1731 C-Frame Punch Driver | 1/4" Female Coupler | 1725              | 37729             |
| 1731 C-Frame Punch Driver | 1/4" Female Coupler | 755 or 975        | 11289             |
| SDK2021GL Cable Cutter    | 3/8" Male Coupler   | 7475H, 975 or 980 | 05850, 05851      |
| RK06AT, RK06FT            | 3/8" Male Coupler   | 7475H, 975 or 980 | 05850, 05851      |
| RK1240,                   | 3/8" Male Coupler   | 7475H, 975 or 980 | 05850, 05851      |
| RK1550                    | 3/8" Male Coupler   | 7475H, 975 or 980 | 05850, 05851      |

## Hydraulic Hose Units

- High pressure hydraulic hose units for use with Greenlee hydraulic pumps
- Equipped with couplers and dust caps



05850

| CAT. NO. | UPC NO. | DESCRIPTION   |
|----------|---------|---|
| 05850*   | 05850   | 10' X 1/4" Hose with (1) 3/8" Male Coupler and (1) 3/8" Female Coupler                          |
| 05851*   | 05851   | 10' X 1/4" Non-Conductive Hose with (1) 3/8" Male Coupler and (1) 3/8" Female Coupler           |
| 11289*   | 11289   | 6' X 3/8" Hose with (2) 3/8" Male Couplers  |
| 17707*   | 17707   | 10' X 1/4" Hose with (1) 3/8" Male Coupler and (1) 1/4" Male Coupler                            |
| 37729*   | 37729   | 10' X 1/4" Hose with (2) 1/4" Male Couplers   |
| 38316    | 38316   | 3' X 1/4" Hose with (1) 1/4" Male Coupler and (1) 1/4" NPT Swivel Threaded Fitting              |
| 06302    | 06302   | 3' X 1/4" Hose with (1) 1/4" NPT Male Threaded Fitting and (1) 1/4" NPT Swivel Threaded Fitting |

\* Filled with hydraulic oil.

| CAT. NO. | UPC NO. | DESCRIPTION                                     | HOSE UNIT CAT./UPC NO. |       |       |       |       | COUPLER SET CAT./UPC NO. |       |                  |
|----------|---------|---|------------------------|-------|-------|-------|-------|--------------------------|-------|------------------|
|          |         |   | 05850                  | 05851 | 11289 | 17707 | 37729 | 38316                    | 37614 | 3548GB/<br>20573 |
| 54167    | 54167   | 1/4" (6.4 mm) Female Coupler without Dust Cap   |                        |       |       |       |       |                          | 1     |                  |
| 54168    | 54168   | 1/4" (6.4mm) Dust Cap for Female Coupler        |                        |       |       |       |       |                          | 1     |                  |
| 54169    | 54169   | 1/4" (6.4 mm) Male Coupler without Dust Cap     |                        |       |       | 1     | 2     | 1                        | 1     |                  |
| 54170    | 54170   | 1/4" (6.4 mm) Dust Cap for Male Coupler         |                        |       |       | 1     | 2     | 1                        | 1     |                  |
| 4018GB   | 50807   | 3/8" (9.6 mm) Female Coupler with Dust Cap      |                        |       |       |       |       |                          |       | 1                |
| 4033GB   | 50823   | 3/8" (9.6 mm) Male Coupler with Dust Cap        |                        |       | 2     | 1     |       |                          |       | 1                |
| 41877    | 41877   | 3/8" (9.6 mm) Female Coupler without Dust Cap   | 1                      | 1     |       |       |       |                          |       |                  |
| 41941    | 41941   | 3/8" (9.6 mm) Male Coupler without Dust Cap     | 1                      | 1     |       |       |       |                          |       |                  |
| 41834    | 41834   | 3/8" (9.6 mm) Dust Cap for 41941/41877 Couplers | 2                      | 2     |       |       |       |                          |       |                  |

# ***NOTES***