

Simple Cutting Tool for Polymer Optical Fiber (POF)

Data Sheet



Description

Avago Technologies AFBR-4595Z simple cutting tool provides high quality polymer optical fiber (POF) terminations without the need for polishing.

The versatile, inexpensive and easy to use tool is ideally suited for laboratory use or field installations where a low number of POF terminations are required. This product is RoHS compliant.

The tool features various different aperture sizes:

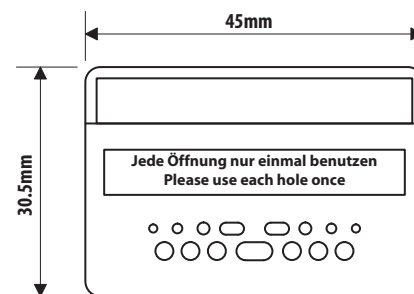
- 0.75 and 1.0 mm bare fibers
- Simplex and duplex jacketed fibers with 1.5 and 2.2mm jacket diameter

There are six apertures for simplex jacketed fiber with 1.5mm jacket diameter fiber and one aperture for duplex jacketed fiber with 2.2mm jacket diameter.

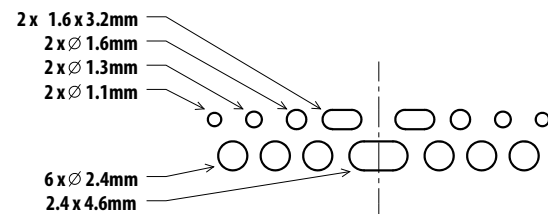
Table 1 Technical Data

Material:	Plastic, Stainless Steel
Storage Temperature:	-40°C to +85°C
Operating Temperature:	-20°C to +70°C
Dimensions:	45 x 30.5 x 8 mm
Weight:	13g
No. of fiber cuts:	15 (once/aperture)

Mechanical and aperture dimensions



Hole diameters



NOTE: Each aperture/hole should only be used once

POF termination procedure

To ensure good termination of simplex and duplex POF jacketed cables please complete the following steps.

Step 1: Ensure the correct aperture is used for the fiber being cut. Lift the blade and insert fiber into the aperture until approximately 10mm protrudes from the other side.



Simplex POF Cable



Duplex POF Cable

Step 2: Gently push down the blade until the fiber is fully cut.



Simplex POF Cable



Duplex POF Cable

Step 3: Remove the POF fiber and inspect POF end surface for damage. Repeat steps 2 and 3 if necessary.



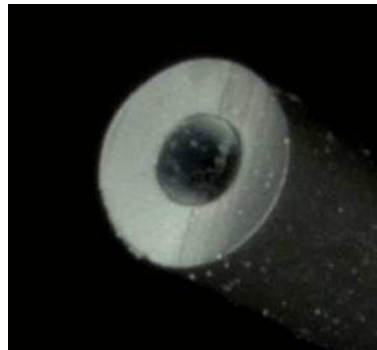
Simplex POF Cable




Duplex POF Cable

POF termination surface examples

1mm POF simplex fiber with 2.2mm jacket diameter



1mm POF Duplex fiber with 2.2mm jacket diameter



Ordering information

One bag contains 10 simple POF cutters
