

FICSCAPCSMR30GN Assembly Instructions




Greenlee Communications
 1390 Aspen Way
 Vista, CA
 92081
 1 800 642 2155 / 1 760 510 0533

FICSAPCSMR30GN assembly using the cleaving fixture


Assembly Tools

- Fiber Cleaver (920CL)
- Fiber Stripper (PA1171)
- Kevlar Shears (PA1511)
- Cleaving Fixture
- 99% pure isopropyl alcohol & lint free wipes

Assembly Procedure



1. Check the parts to assemble.




2. Install the boot & strip off 40mm of the cable jacket

3. @JmH Y VWY]brc` h Y VWUj]b[` Zl` h fY` Hk]f` h Y` _Yj` Uf` gfhUbX` UbX`]bgYfh]brc` h Y` \c` Y` Ug` g\ck b`



(" <c`X` gff]ddYf` U[` U]bgh]dcb` "5` UbX` fYa` cj` Y` h Y` &` \$` a`]Wcb` UWfm]W` Vt` Uh]b[` .` 7` YUb` ZVYf` k`]h` --i` di` fy`]gcdfcdm` U`Wc`"

).` -bgYfhVWUj]b[`]Zl` h fY`]brc` h Y` -` &\$7@UbX` VWUj` Y` h Y` ZVYf`



*` :`]VYf` g\ci` X` bck` VY`]XYbh]W` Ug` g\ck b` UVcj` Y.`

7. Continue assembly with step number seven on front page.